

Morphometric Relationships Between the Hermit Crab *Isocheles sawayai* (Forest & Saint Laurent) (Crustacea Anomura Diogenidae) and its Shell from Southern Brazil

S. Masunari*, A.M. Fontanelli and S.R. Sampaio

Department of Zoology, Federal University of Paraná, Brazil

Abstract: A study on morphometric relationships between the hermit crab *Isocheles sawayai* and its shell in a population from Paraná-Santa Catarina States coast was carried out. Hermit crabs from the by-catch of shrimp fishing (4-15m depth) were collected. Cephalothoracic shield length (CL) and width (CW) from hermit crabs and total length (SL), aperture length (AL) and weight (SW) from shells were taken. A total of 266 hermit crabs occupying eight species of shell - *Buccinanops lamarckii*, *Dorsanum moniliferum*, *Oliva reticularis*, *Olivancillaria steeriae*, *O. urceus*, *Polinices hepaticus*, *Semicassis granulatum* and *Stramonita haemastoma* - were obtained. Males (N = 189) that dominated strongly (1M : 0.4 F) occupied eight shell species, while females (N = 76) occupied only six. There was only one intersex individual that occupied a *Stramonita* shell. Contrarily to intertidal populations, *O. urceus* was the most frequently occupied shell by males (57.14%) and females (62.33%) in this studied area. Due to the smaller size of females (mean CL 5.19±0.84mm), these ones occupied shells of a smaller size than males (mean CL 6.49±1.14mm). The highest *O. urceus* shell frequency of occupation is connected to the hermit crab's life style: it is a filter feeding species and its shell remains totally buried in the sandy substratum having only its cephalothoracic appendages free. The heavy shell of this gastropod (highest SW/SL) favors the stability in strong current water conditions, as it functions as an anchorage for this semi-buried hermit crab.

INTRODUCTION

Hermit crabs are extremely dependent on empty gastropod shells, as they need to protect their delicate abdomen inside them. The capital importance of this need can be observed in times of unavailability of this resource, when the hermits are able to occupy a variety of alternative protectors such as conical shells of scaphopods, serpulid tubes, cavities of pebbles, sponges, dead corals, bamboo pieces and shells of bivalve [1]. On the other hand, there were hermit crabs occupying gastropod shells covered by alive corals, bryozoans and barnacles reported from southern Brazil [2]. The selection of the gastropod shell to be occupied by a hermit crab is related to several factors, among which the shell availability in the habitat has been considered the most important one [3] and confirmed by several authors of different countries [4]. The shell's weight and its internal volume [5-11] and physical factors [12, 13] have been reported as a secondary factor. On the other hand, males and females can occupy different species of empty shells as reported in Brazilian hermit crab populations [7, 8, 10, 11]. In case of low availability of gastropod shells and hermit crabs were forced to occupy tight shells, negative effects such as lowered growth rates and increased susceptibility to predation by some crab species were observed [14-16]. The hermit crab *Isocheles sawayai* (Forest & Saint Laurent, 1967) has a geographic distribution restricted to the Brazilian coast, from the Ceará State to the Santa Catarina State, from shallow waters to infralittoral zones of sandy beaches [17], in abundant or

small populations [18-23]. Most of this hermit crab population occupy empty shells of the gastropod *Stramonita haemastoma* (Conrad, 1837), followed by *Buccinanops* sp. and *Olivancillaria* sp. [18, 22, 24]. Morphometric relationships between the hermit crab *I. sawayai* and its shell coming from shallow waters of the southeastern Brazilian coast [24] showed that most of these hermit crabs have well fitted shells. Among several pairs of dimensions, the thickness of the hermit cephalothorax and the width of the shell aperture had the closest relationship.

Another morphometric relationship study carried out with three species of intertidal hermit crab *Clibanarius* Dana 1852 from the São Paulo State beaches [4] clearly shows that these crabs tend to take smaller and lighter shells as they increase in size. The present study aims to describe the morphometric relationships between the hermit crab *I. sawayai* and its shells, in a population living in the coast of Paraná and Santa Catarina (southern Brazil). In spite of its wide distribution along the Brazilian coast, the populations of these States were not treated in this aspect.

MATERIAL AND METHODS

Hermit crabs were obtained from by-catch of shrimp fishing that was carried out with gill nets of 2.0 to 3.0cm mesh, in depths from 4 to 15m along Paraná and Santa Catarina States coast, southern Brazil, on October, 6th, 2001, January, 20th, 2002 and October, 7th, 2002. In the laboratory, the hermit crabs were extracted from the shells, labeled, and preserved in alcohol 70%, while the properly labeled shells were dried in room temperature till their weight became constant. Crabs were identified, sexed and, ovigerous females were recorded. In the graphs of Figs. (1) and (4), the intersex crab was included to the male group, as it is a functional

*Address correspondence to this author at the Departamento de Zoologia, Setor de Ciências Biológicas, Universidade Federal do Paraná; Caixa Postal 19020, CEP 81531-990, Curitiba, PR, Brasil; E-mail: setmas@ufpr.br

male without any indications to be hermaphroditic [25]. The length (CL-between anterior and posterior margins) and the maximum width (CW) of cephalothoracic shield were measured with a digital caliper of 0.01mm error. CL was used as a reference measurement in correlation analysis in order to do compare with results reported by previous authors [24]. In the study of the population structure, males (+ intersex) and females were distributed separately in CL classes with 0.30mm range, that were identified by respective middle values.

The shells occupied by hermits were identified and weighted (SW) with an electronic scale of 0.01g error, and their total length (SL-between both extremities), and the length (AL) and the width (AW) of the shell aperture were measured with a manual caliper of 0.05mm error. The relative length of the shell aperture was estimated as the ratio between AL and SL. Similarly, the relative weight of the shell was calculated as the ratio between SW and SL.

Average values and standard deviation were calculated and histogram construction were done with the aid of STATISTICS software for microcomputers. The frequencies of each shell occupation were compared through χ^2 test. The relationships between CL and various shell parameters were calculated through linear function ($y = ax + b$) or power function ($y = ax^b$) [26].

RESULTS

A total of 266 hermit crabs of *Isocheles sawayai* were obtained, among these 189 were males, 76 females and one intersex. Six ovigerous females (three from the in October month sample and three from the January month sample) were recorded; however, due to the low frequency, they were treated without discrimination with other females. The hermit crabs occupied empty gastropod shells of eight species: *Buccinanops lamarckii* (Kinner, 1834), *Dorsanum moniliferum* (Valenciennes, 1834), *Oliva reticularis* Lamarck, 1811, *Olivancillaria steeriae* (Reeve, 1850), *Olivancillaria urceus* (Röding, 1798), *Polinices hepaticus* (Röding, 1798), *Semicassis granulatum* (Born, 1778) and *Stramonita haemastoma*.

CL and CW of the hermit crabs varied from 2.97 to 8.80mm and 2.84 to 8.86mm, respectively, in a linear relationship in the dispersion graph. The equation of this relationship is $Y = 0.9901X + 0.0082$, $R^2 = 0.98$. The average CL of males was 6.49 ± 1.14 mm while the females average was 5.19 ± 0.84 mm (Table 1).

Males (+ intersex) were distributed into 20 CL classes, predominant in bigger CL values, while females into 14 CL classes, predominant in smaller ones (Fig. 1). Males occupied all recorded shell species, while females, only in six of them. These shells measured from 19.85 to 60.55mm SL, among them the *Buccinanops* which was the largest one with 50.66mm mean SL, followed by *Semicassis* and *O. urceus*.

Shells occupied by male crabs had an average of 44.29 ± 7.34 mm SL (range of 19.85-60.55mm SL), while female ones had an average of 37.27 ± 6.25 mm SL (range of 23.40-53.15mm SL). Similarly, as females had a smaller size, they occupied shells with smaller mean weight (7.68 ± 4.45 g SW) than males (11.74 ± 6.08 g SW). The intersex occupied a shell of *Stramonita* with 40.30mm SL and

12.96g SW (Table 1). The shell *O. urceus* had the highest frequency of occupation by *I. sawayai* summing up 57.14% among males and of 62.33% among females. *Semicassis* was the second more frequently occupied by males (17.98%) and *Stramonita* by females (22.07%).

Big sized shells such as *Buccinanops* and *Semicassis* were occupied exclusively by males or these ones dominated in this occupation (Fig. 1). However, there was not any tendency of differentiated shell occupation, in function of the hermit crab sex. Males and females occupied shells in an equivalent way, proportionally to the abundance of each sex (Table 1).

For this reason, in the shell occupation analysis both sexes were considered together.

A significant relationship (95%) was found only between the shell species *O. urceus* because it was most frequently occupied by *I. sawayai*: between SL x CL (linear function $\hat{Y} = 5.4907X + 9.7051$, $r^2 = 0.71$) (Fig. 2), and between SW x CL (power function $Y = 0.128X^{2.48}$, $r^2 = 0.75$) (Fig. 3). The remainder relationships (AL x CL, AW x CL) were also significant ($P < 0.05$) only in the case of shell species more frequently occupied. Furthermore, all these correlations showed a tendency to negative allometry, except for AL x CL of *Stramonita* and CL x AW of *Buccinanops* (Table 2).

There was a direct relationship between the occupation frequency of the male hermit crabs and the relative length of AL (ratio between AL and SL) of the shell species more frequently occupied: the higher the relative length of AL, the higher the occupation frequency (Fig. 4). The relative weight (ratio between SW and SL) of most shells also showed the same tendency (Fig. 5).

DISCUSSION

The population of *I. sawayai* recorded in Ubatuba beach [24] was composed of 288 individuals, a very close number of the present study ($N=266$). The hermit crab CL ranges were also similar in these two populations: from 3.40 to 8.30mm for males and from 3.50 to 7.20mm for females in Ubatuba, and 2.97-8.80mm and 3.21-7.27mm, respectively in the Paraná-Santa Catarina States coast (see Table 1).

The linear and power relationships between several measures of the hermit crabs and the shells are in accordance with previous works [4, 27]. Additionally, the tendency for a negative allometry in the relationship between these measures (see Table 2) is in accordance to the results obtained by former authors [4] for three species of *Clibanarius*. Therefore, the linear correlation between the shell parameters (SL, AL and AW) and the hermit crab CL, and the power correlation between CL and SW recorded for *I. sawayai* seem to constitute a general rule for the hermit crabs whose morphometric relationships are known.

The occurrence of only one intersex hermit crab confirms the rarity of this sex in the populations of *I. sawayai* observed in previous paper [25] in the São Paulo State. However, the interpretation of its role is difficult, since this intersex is a functional male, according to these authors.

In the present study, the population of *I. sawayai* occupied almost the same spectrum of the shell species compared

Table 1. *Isocheles sawayai*. Statistics for Morphometric Relationships Between the Hermit Crab and Respective Occupied Shells

Hermit Crab	N	CL Mean	CL Min	CL Max	S.D.
Males	189	6.49	2.97	8.8	1.13
Females	76	5.19	3.21	7.27	0.84
Intersex	1	5.70	5.70	5.70	0
Hermit Crab	N	CW Mean	CW Min	CW Max	S.D.
Males	189	6.44	2.84	8.86	1.12
Females	76	5.13	3.06	7.48	0.88
Intersex	1	5.49	5.49	5.49	0
Shells with Males (mm)	N	SL Mean	SL Min	SL Max	S.D.
<i>Buccinanops lamarckii</i> (Kinner, 1834)	15	50.66	40	58.8	5.15
<i>Semicassis granulatum</i> (Born, 1778)	34	45.4	31.65	56.75	5.07
<i>Olivancillaria urceus</i> (Röding, 1798)	108	44.06	21.65	60.55	7.3
<i>Stramonita haemastoma</i> (Conrad, 1837)	24	42.88	22.1	56.4	7.65
<i>Dorsanum moniliferum</i> (Valenciennes, 1834)	2	40.67	38.55	42.8	3
<i>Oliva reticularis</i> Lamarck, 1811	1	36	36	36	0
<i>Olivancillaria steeriae</i> (Reeve, 1850)	2	33.85	29.45	38.25	6.22
<i>Polinices hepaticus</i> Röding, 1798)	3	29.95	19.85	36.95	8.96
Shells with Females (mm)	N	SL Mean	SL Min	SL Max	S.D.
<i>Olivancillaria urceus</i>	48	38.43	25.25	53.15	5.51
<i>Semicassis granulatum</i>	7	36.9	28.9	45.75	5.34
<i>Stramonita haemastoma</i>	15	35.47	23.4	50.75	7.76
<i>Dorsanum moniliferum</i>	3	35.26	32.75	38.65	3.04
<i>Olivancillaria steeriae</i>	2	34.17	25.85	42.5	11.77
<i>Polinices hepaticus</i>	1	24.45	24.45	24.45	0
Shell with Intersex (mm)	N	SL	SL min	SL max	S.D.
<i>Stramonita haemastoma</i>	1	40.3	40.3	40.3	0
Shell Weight (g)	N	SW Mean	SW Min	SW Max	S.D.
With males	189	11.74	1.53	33.33	6.08
With females	76	7.54	1.33	22.19	4.3
With intersex	1	12.96	12.96	12.96	0
Shells Occupied by	EF ♀	EF ♂*	OF ♀	OF ♂*	X² Test
<i>Olivancillaria urceus</i>	47.70	108.29	48	108	0.0018NS
<i>Semicassis granulatum</i>	12.54	28.46	7	34	2.4463NS
<i>Stramonita haemastoma</i>	11.93	27.07	15	25	0.7920NS
<i>Dorsanum moniliferum</i>	1.53	3.47	3	2	1.4151NS
<i>Olivancillaria steeriae</i>	1.22	2.78	2	2	0.4932NS
<i>Polinices hepaticus</i>	1.22	2.78	1	3	0.0407NS

CL and CW = cephalothoracic shield length and width; SL and SW shell length and weight; N = absolute number; SD = Standard deviation; R = range; EF = expected frequency; OF = observed frequency; NS = not significant. * = included the only intersex.

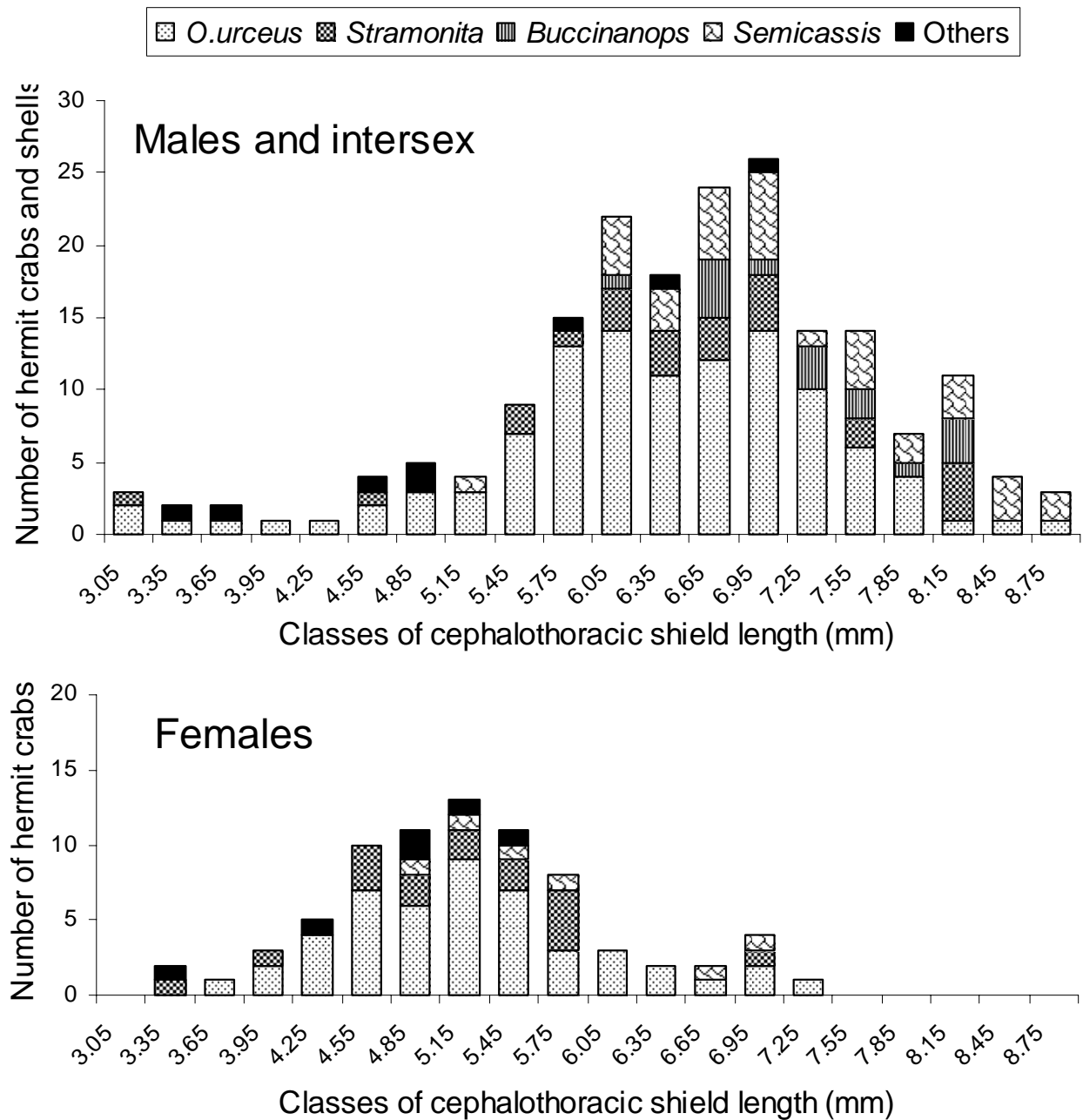


Fig. (1). Distribution of males (+intersex) and females of the hermit crab *Isocheles sawayai* absolute frequency into classes of cephalothoracic shield length and their occupied shells.

to those from the São Paulo State. However, the dominance of *O. urceus* recorded in Paraná-Santa Catarina coast is unique. In that state, about 68% in Peruíbe beach [18] and about 80% in Ubatuba beach [24] of the hermit crabs occupied shells of *Stramonita*. This difference can be related with different shell availability in the intertidal areas and in deeper waters (at least 4m depth in the present study). Therefore, in higher depths, shells of *O. urceus* seem to be more numerous and consequently in higher availability than in intertidal areas.

The strong dominance in the occupation of *O. urceus* shells by *I. sawayai* in deeper waters is certainly related to the possibility of its ready occupancy. This hypothesis is based on the wide size range of these shells (see Table 1).

However, this dominance can also to be connected to the hermit life style: it is a filter feeding species and its shell remains totally buried in the sandy substratum, having only its cephalothorax appendages free [28, 29]. The relatively heavy shell of *O. urceus* can contribute favorably for the anchorage of the hermit-shell set inside the sandy substratum; this stability avoids this semi-sedentary hermit crab to be dragged by the water movement. On the other hand, shells relatively light as *Buccinanops* were chosen by big hermit crabs, probably, due to the natural shortage of larger shells than *O. urceus*. The maximum SL recorded for *O. urceus* of 60.55mm (see Table 1) sustains this assumption. This shell occupancy contrasts with that of *Clibanarius erythropus* (Latreille 1818) from East Atlantic shores: this hermit crab

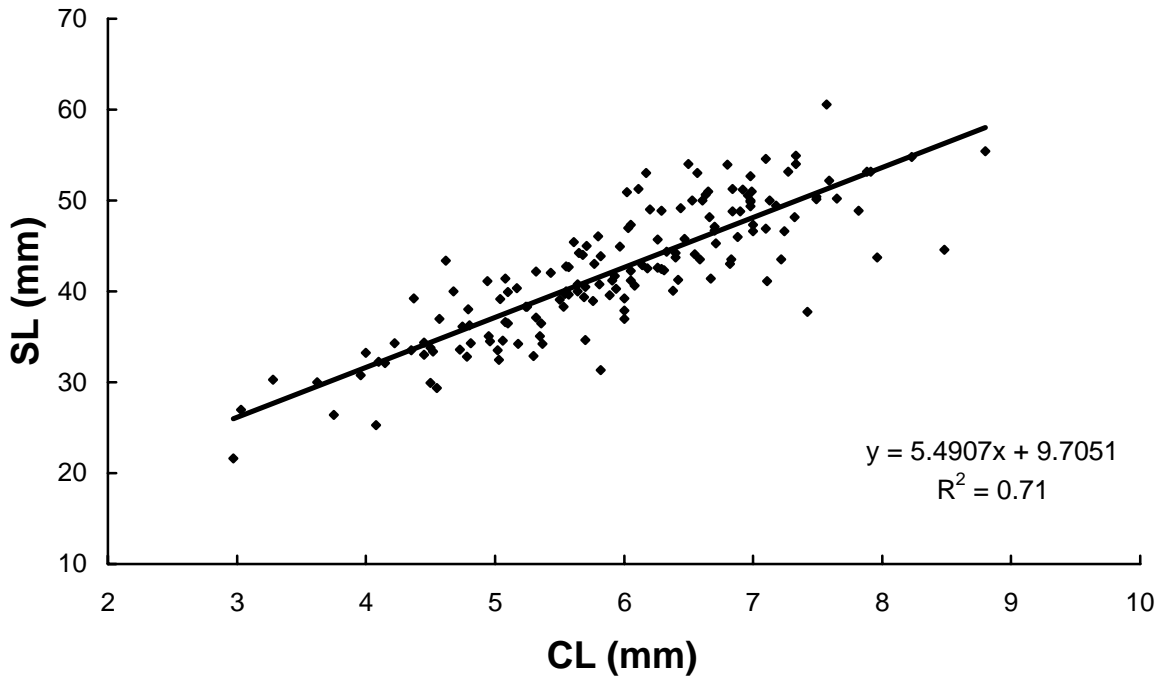


Fig. (2). Relationship between the shell length (SL) of *Olivancillaria urceus* and the hermit crab *Isocheles sawayai* cephalothorax shield length (CL).

chose elongated and lighter shells that are less energetically expensive [30].

With the exception of *Stramonita*, all gastropod shells occupied by *I. sawayai* live in sandy substratum [31]. Therefore, as soon as the shell becomes available, mainly *O. ur-*

ceus, it is immediately occupied by the sympatric *I. sawayai*. This immediate occupation can be deduced from the integrity (shell aperture without imperfections and smooth shell surface) of almost all occupied *O. urceus* shells.

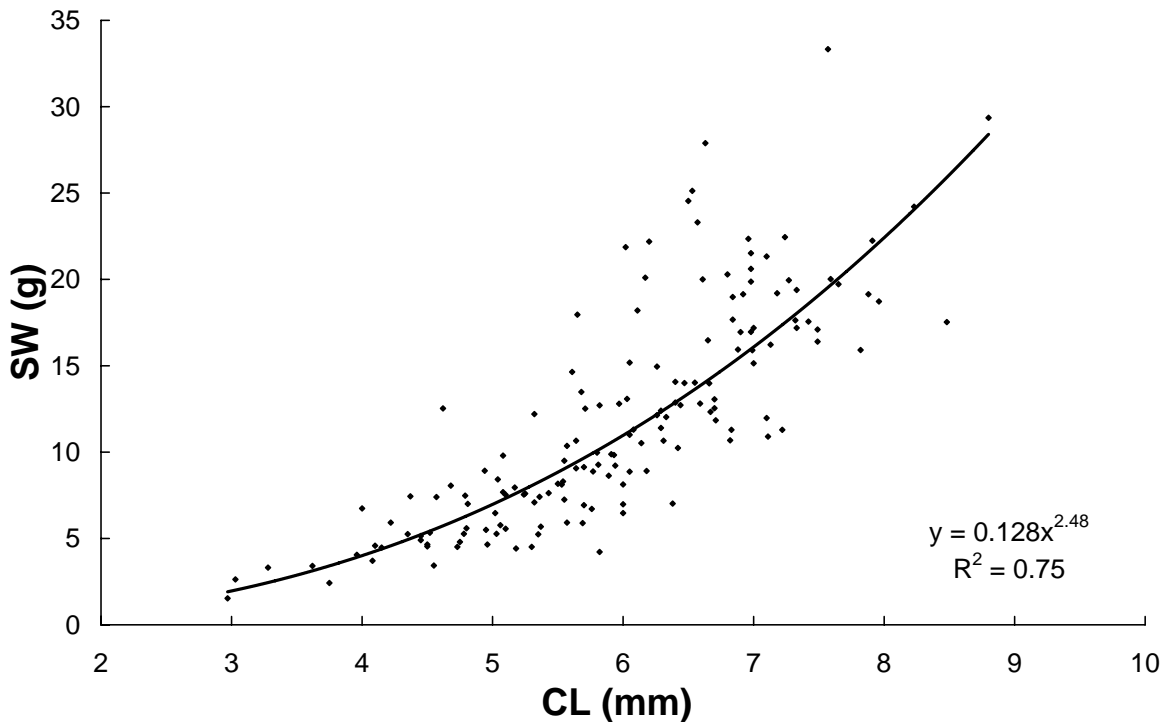


Fig. (3). Relationship between the shell weight (SW) of *Olivancillaria urceus* and the hermit crab *Isocheles sawayai* cephalothorax shield length (CL).

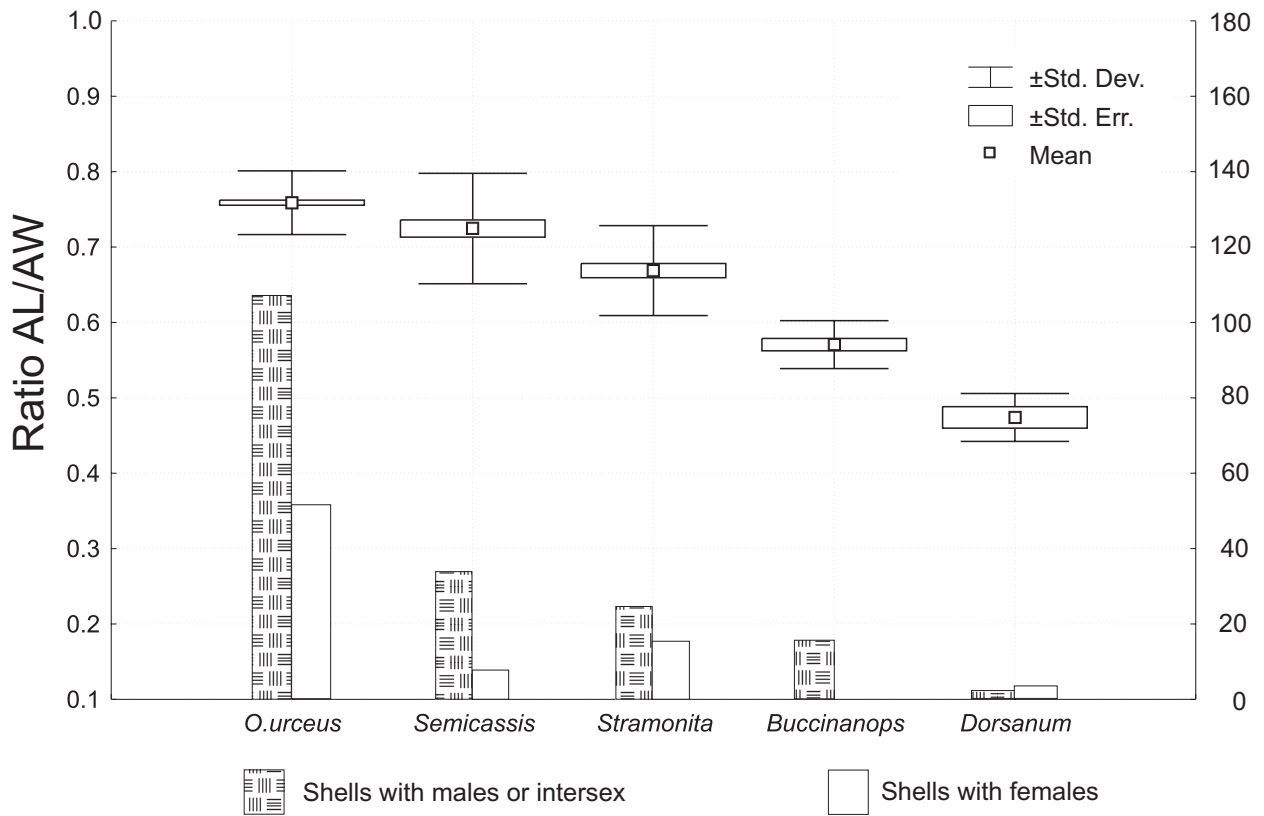


Fig. (4). Mean, standard deviation, standard error of the ratio AL/SL of the shell species more frequently occupied by the hermit crab *Isocheles sawayai* and absolute frequency of males (+ intersex) and females that was occupying these shells.

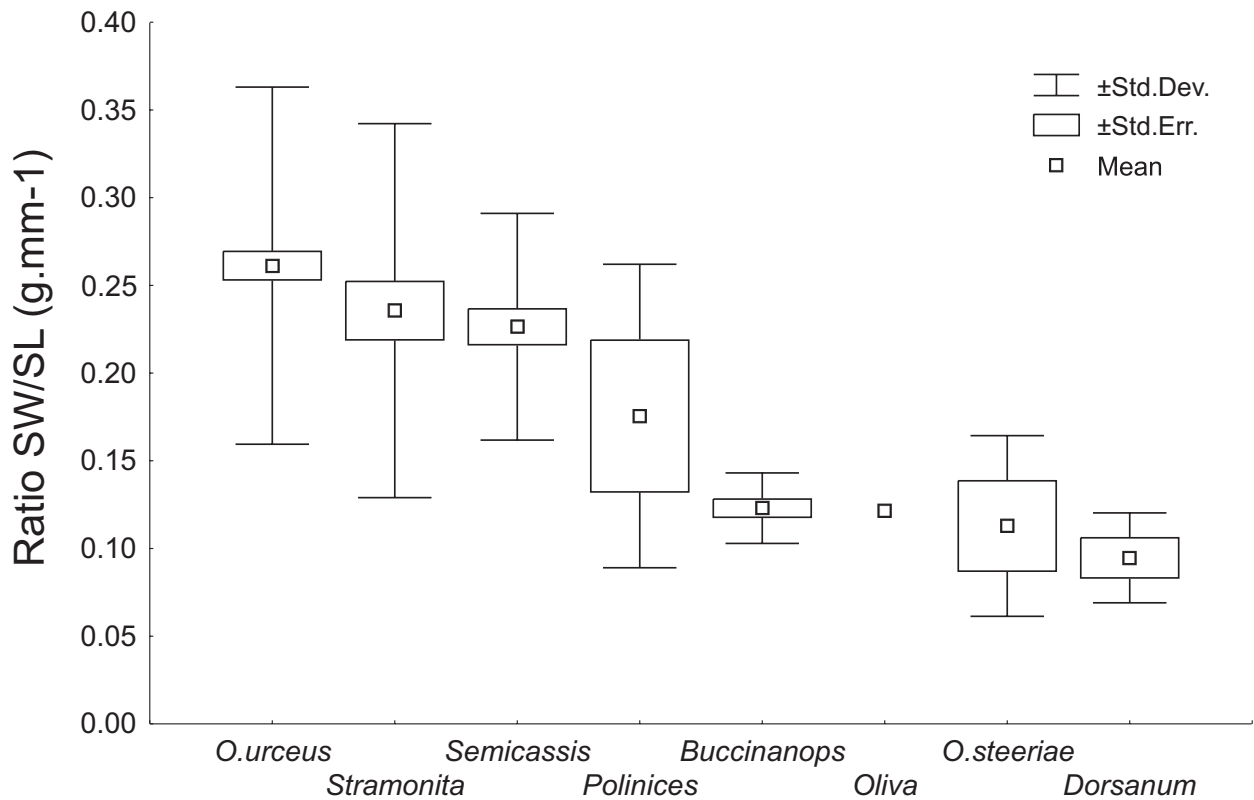


Fig. (5). Mean, standard deviation, standard error of the ratio SW/SL of the shell species occupied by the hermit crab *Isocheles sawayai*.

Table 2. *Isocheles sawayai*. Regression Analysis ($y=ax^b$ Neperian Logarithm Values) Between the Cephalothoracic Shield Length (CL) (Independent Variable) of the Hermit Crab – and Shell Length (SL) and Weight (SW) and Shell Aperture Length (AL) and Width (AW) More Frequently Occupied by Hermit Crabs

Gastropod Shell Species	Relation	Equation	r ²
<i>Olivancillaria urceus</i> N = 156	SL x CL	$\ln SL = 1.027 + 0.775 \ln CL$	0.7137*
	SW x CL	$\ln SW = -0.983 + 2.484 \ln CL$	0.7482*
	AL x CL	$\ln AL = 0.858 + 0.838 \ln CL$	0.7164*
	AW x CL	$\ln AW = 0.320 + 0.879 \ln CL$	0.6217*
<i>Stramonita haemastoma</i> N = 41	SL x CL	$\ln SL = 0.908 + 0.889 \ln CL$	0.7378*
	SW x CL	$\ln SW = -1.049 + 2.563 \ln CL$	0.6902*
	AL x CL	$\ln AL = 0.596 + 1.066 \ln CL$	0.7848*
	AW x CL	$\ln AW = 0.417 + 0.867 \ln CL$	0.5600*
<i>Semicassis granulatum</i> N = 40	SL x CL	$\ln SL = 0.979 + 0.791 \ln CL$	0.7293*
	SW x CL	$\ln SW = -0.874 + 2.211 \ln CL$	0.6112*
	AL x CL	$\ln AL = 0.868 + 0.753 \ln CL$	0.4554*
	AW x CL	$\ln AW = 0.495 + 0.651 \ln CL$	0.4978*
<i>Buccinanops lamarckii</i> N = 15	SL x CL	$\ln SL = 0.980 + 0.843 \ln CL$	0.5353*
	SW x CL	$\ln SW = -0.737 + 1.777 \ln CL$	0.4031*
	AL x CL	$\ln AL = 0.785 + 0.786 \ln CL$	0.4895*
	AW x CL	$\ln AW = 0.198 + 1.092 \ln CL$	0.6037*

N = number of crabs; * = significant, $P < 0.05$.

ACKNOWLEDGEMENTS

To Prof. Dr. Osmar Domaneschi and Dr. Adolpho Birman from Department of Zoology, São Paulo University for the confirmations of the gastropod shell identification. To Prof. Dr. Luis Amilton Foerster from Department of Zoology, Federal University of Paraná, for the English revision. This is Contribution No. 1705 of Department of Zoology, Federal University of Paraná.

REFERENCES

- Imafuku M, Ando T. Behaviour and morphology of pagurid hermit crabs (Decapoda, Anomura) that live in tusk shells (Mollusca, Scaphopoda). *Crustaceana* 1999; 72: 129-144.
- Garcia RB, Meireles AL, Mantelatto FL. Unusual shelters occupied by Brazilian hermit crabs (Crustacea: Decapoda: Diogenidae). *Braz J Biol* 2003; 63(4): 721-722.
- Bertness MD. Shell preference and utilization patterns in littoral hermit crabs of the Bay of Panama. *J Exp Mar Biol Ecol* 1980; 48: 1-16.
- Turra A, Leite FPP. Shell-size selection by intertidal sympatric hermit crabs. *Mar Biol* 2004; 145: 251-257.
- Conover MR. The importance of various shell characteristics to the shell-selection behavior of hermit crabs. *J Exp Mar Biol Ecol* 1978; 32(2): 131-142.
- Garcia RB, Mantelatto FL. Shell selection by the tropical hermit crab *Calcinus tibicen* (Herbst, 1791) (Anomura, Diogenidae) from southern Brazil. *J Exp Mar Biol Ecol* 2001; 265: 1-14.
- Mantelatto FL, Garcia RB. Shell utilization pattern of the hermit crab *Calcinus tibicen* (Diogenidae) from southern Brazil. *J Crustacean Biol* 2000; 20(3): 460-467.
- Mantelatto FL, Dominciano LCC. Pattern of shell utilization by the hermit crab *Paguristes tortugae* (Diogenidae) from Anchieta Island, southern Brazil. *Sci Mar* 2002; 66(3): 265-272.
- Mantelatto FL, Meireles AL. The importance of shell occupation and shell availability in the hermit crab *Pagurus brevidactylus* (Stimpson, 1859) (Paguridae) population from the southern Atlantic. *Bull Mar Sci* 2004; 75(1): 27-35.
- Meireles AL, Mantelatto FL. Shell use by the *Pagurus brevidactylus* (Anomura, Paguridae): a comparison between laboratory and field conditions. *Acta Zool Sin* 2005; 51(5): 813-820.
- Terossi M, Espósito DLA, Meireles AL, Biagi R, Mantelatto FL. Pattern of shell occupation by the hermit crab *Pagurus exilis* (Anomura, Paguridae) on the northern coast of São Paulo State, Brazil. *J Nat Hist* 2006; 40(1-2): 77-87.
- Scully EP. The effects of gastropod shell availability and habitat characteristics on shell utilization by the intertidal hermit crab *Pagurus longicarpus* Say. *J Exp Mar Biol Ecol* 1979; 37(2): 139-152.
- Leite FPP, Turra A, Gandolfi SM. Hermit crabs (Crustacea: Decapoda: Anomura), gastropod shells and environmental structure: their relationship in southeastern Brazil. *J Nat Hist* 1998; 632: 1599-1608.
- Markham JC. Notes on growth-patterns and shell-utilization of the hermit crab *Pagurus bernhardus* (L.). *Ophelia* 1968; 5: 189-205.
- Fotheringham N. Effects of shell stress on the growth of hermit crabs. *J Exp Mar Biol Ecol* 1976; 23(3): 299-305.
- Angel JE. Effects of shell fit on the biology of the hermit crab *Pagurus longicarpus* (Say). *J Exp Mar Biol Ecol* 2000; 243: 169-184.
- Melo, GAS. Manual e identificação dos Crustacea Decapoda do litoral brasileiro. São Paulo: FAPESP, Plêiade; 1999.
- Hebling NJ, Wernick AM. Notas sobre *Isocheles sawayai* (Forest, 1967) (Decapoda, Paguridea). *Cienc Cult* 1974; 26(7) (Suppl): 355.
- Sampaio CMS, Fausto-Filho J. Considerações sobre a bioecologia dos crustáceos decápodos da Enseada do Mucuripe (Fortaleza, Ceará, Brasil). *Arq Cienc Mar* 1984; 23: 11-24.
- Hebling NJ, Mantelatto FL, Negreiros-Franzoso ML, Franzoso A. Levantamento e distribuição de braquiúros e anomuros (Crustacea, Decapoda) dos sedimentos sublitorais da região da Ilha da Anchieta, Ubatuba (SP). *Bol Inst Pesca* 1994; 21(único): 1-9.
- Coelho PA, Ramos-Porto M. Distribuição ecológica dos crustáceos decápodos marinhos do Nordeste do Brasil. *Trabs Oceanog Univ Fed Pernambuco* 1994/95; 23: 113-127.
- Negreiros-Franzoso ML, Franzoso A, Mantelatto FL, Pinheiro MAA, Santos S. Anomuran species (Crustacea, Decapoda) and their ecological distribution at Fortaleza Bay sublittoral, Ubatuba, São Paulo, Brazil. *Iheringia*, ser Zool 1997;(83): 187-194.
- Franzoso A, Mantelatto FL, Bertini G, Fernandez-Góes LC, Martinelli JM. Distribution and assemblages of anomuran crustaceans in Ubatuba Bay, north coast of São Paulo State, Brazil. *Acta Biol Venez* 1998; 18(4):17-25.
- Pinheiro MAA, Franzoso A, Negreiros-Franzoso ML. Seleção e relação com a concha em *Isocheles sawayai* Forest & Saint Laurent, 1967 (Crustacea, Anomura, Diogenidae). *Arq Biol Tecnol* 1993; 36(4): 745-752.
- Fantucci MZ, Biagi R, Mantelatto FL. Record of intersexuality in the western Atlantic hermit *Isocheles sawayai* (Anomura, Diogenidae). *J Mar Biolog Ass UK, Biol Rec* 2007; 1: 1-3. (<http://www.mba.ac.uk/jmba/pdf/5735.pdf>).
- Campbell RC. Statistics for biologists. London: Cambridge; 1975.
- Sant'Anna BS, Zangrande CM, Reigada ALD, Pinheiro MAA. Shell utilization pattern of the hermit crab *Clibanarius vittatus* (Crustacea, Anomura) in an estuary at São Vicente, State of São Paulo, Brazil. *Iheringia*, ser Zool 2006; 96(2): 261-266.

- [28] Hebling NJ. Aspectos biológicos de alguns crustáceos Paguridea do litoral do Estado de São Paulo. An Acad Bras Cienc 1978; 50(3): 424-425.
- [29] Wernick AM. A influência da concha na taxa metabólica dos ermitões, *Isocheles sawayai*, *Pagurus criniticornis* e *Clibanarius vittatus* do litoral do Estado de São Paulo. Naturalia 1985; 10: 107-112.
- [30] Benvenuto C, Gherardi F. Population structure and shell use in the hermit crab, *Clabanarius erythropus*: a comparison between Mediterranean and Atlantic shores. J Mar Biolog Assoc UK 2001; 81(1): 77-84.
- [31] Rios, EC. Brazilian marine mollusks iconography. Rio Grande: Fundação Universidade do Rio Grande; 1975.

Received: April 26, 2008

Revised: May 13, 2008

Accepted: May 23, 2008

© Masunari *et al.*; Licensee *Bentham Open*.

This is an open access article distributed under the terms of the Creative Commons Attribution License (<http://creativecommons.org/licenses/by/2.5/>), which permits unrestricted use, distribution, and reproduction in any medium, provided the original work is properly cited.