

# Trace Element Concentrations in the Mediterranean Mussel *Mytilus galloprovincialis* Lamarck, 1819 Caught from Sinop Coast of the Black Sea, Turkey

Levent Bat<sup>\*</sup>, Funda Üstün<sup>\*</sup> and Oylum Gökkurt Baki<sup>\*</sup>

Sinop University Fisheries Faculty 57000 Sinop, Turkey

**Abstract:** The concentrations of copper, zinc, lead and cadmium in the soft parts of Mediterranean mussel *Mytilus galloprovincialis* caught from the Sinop coasts of the Black Sea have been measured by an atomic absorption spectrophotometer for monitoring metal pollution level in the coastal water seasonally in 2010. In the present study, a statistically significant difference in the concentrations of all metals investigated was observed. The results were compared with previous studies and discussed. It is concluded that the mussels *M. galloprovincialis* are suitable biomonitors to assess changes in metal pollution in this coastal area of the Black Sea.

**Keywords:** *Mytilus galloprovincialis*, trace element, Sinop coast, Black Sea.

## INTRODUCTION

Bivalves and especially mussels are very good indicators of marine pollution and so they have been widely used in biomonitoring programs all around the world. Contamination of the coastal environment by chemical contaminants such as trace elements in dredged sediments and wastewaters are major environmental concerns. Therefore, during the last four decades, the detection of trace elements and their effects in living organisms has become very important. Mussels, especially *Mytilus* spp., have been widely used as indicators of marine and estuarine pollution due to their capacity to bioaccumulate and concentrate metallic pollutants, thus providing temporally and spatially integrated levels of contamination [1-8]. The mussel *Mytilus galloprovincialis* Lamarck is a major component of the littoral fauna in the Black Sea. Marine mussels are sedentary organisms and easy to collect a large number of organisms from the location at a certain period of the year. In the present study, therefore, the Mediterranean mussel *Mytilus galloprovincialis* was chosen as a *biomonitor* of coastal metal pollution.

## MATERIAL AND METHODS

Sampling stations are located in Sinop coast. Mussels were collected from rocky shores in inter-tidal zones by a diver Gazibey Rock (depth 15-22 m) and İçliman (depth 2-5 m) seasonally in 2010 (Fig. 1). Living specimens were transported immediately from the sampling sites to the Fisheries Faculty Laboratory of Sinop University and subsequently they were kept in clean seawater in tanks (20x20x25 cm) for 24 h to defecate the contents in alimentary canals. Then, the specimens were sorted with respect to their sizes and were separated into soft part, shell valves and byssal tuft,

and each was weighed. Only large size of mussels (60-80 mm) was measured.

Five analytical groups were prepared in which soft tissues of 25 individuals were pooled for each group to obtain means of the samples. They were then preserved in plastic bags in a deep freezer at -21°C.

Three replicate sub samples of each were then prepared.

After weighing, dried materials were digested in concentrated HNO<sub>3</sub> and double distilled water. Copper, zinc, lead and cadmium concentrations were determined by Atomic Absorption Spectrophotometer (AAS) modified from Bernhard [9].

## RESULTS AND DISCUSSION

Results of the present study show the mean concentration of trace elements in the Mediterranean mussel *Mytilus galloprovincialis* caught from Sinop coast. As can be seen from Figs. (2a,b,c,d), the trace element concentrations show variations depending on the locality. The overall mean values for each of the four metals in the Mediterranean mussel *M. galloprovincialis* at each station were compared by analysis of variance to determine if there is a significant difference in the concentrations of the seven metals existed between the three stations [10]. As a result, there were statistically significant differences in the concentration of the metals in the mussels for the two stations examined (P<0.05).

While the variation between stations was statistically significant, in the authors' opinion further research is required before one may conclude that the difference between stations actually reflects a difference due to geographic location. In terms of geographical locations the highest values appeared to be associated with İçliman areas and this may be due to the discharge of untreated domestic wastes, harbour activities, the dumping of ship wastes and other coastal activities [11,12].

<sup>\*</sup>Address correspondence to these authors at the Sinop University Fisheries Faculty 57000 Sinop, Turkey; Tel: +90 (368) 2715535; Fax: +90 (368) 2715530; E-mails: leventbat@gmail.com, fundauustun@hotmail.com, oylumgokkurt@hotmail.com

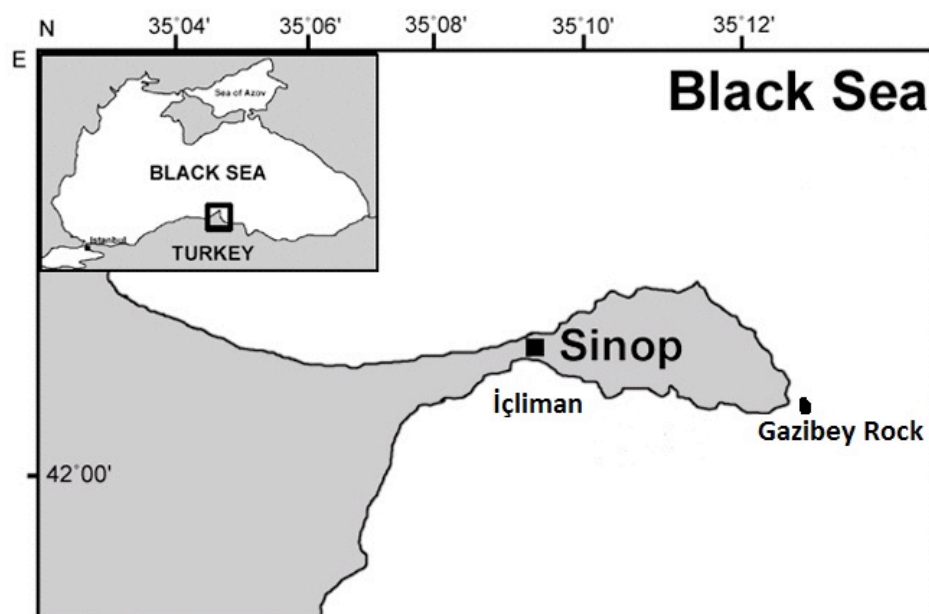


Fig. (1). Sampling sites from Sinop coasts of the Black Sea, Turkey.

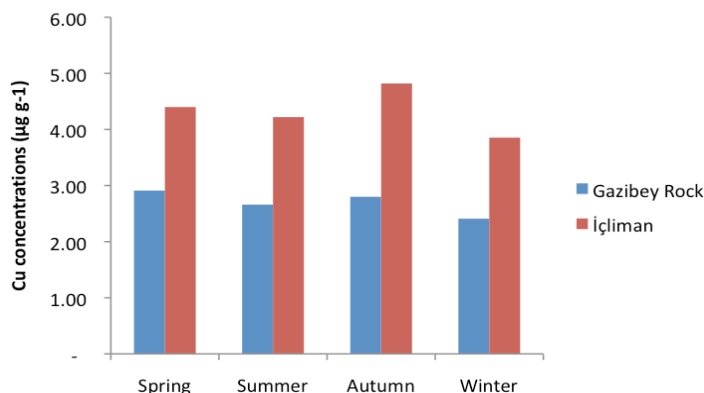


Fig. (2a). Cu concentrations ( $\mu\text{g g}^{-1}$ ) in the Mediterranean mussel *Mytilus galloprovincialis* from Sinop coasts of the Black Sea in 2010.

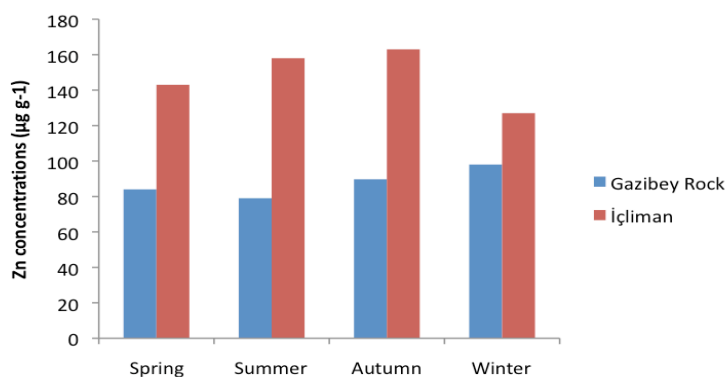


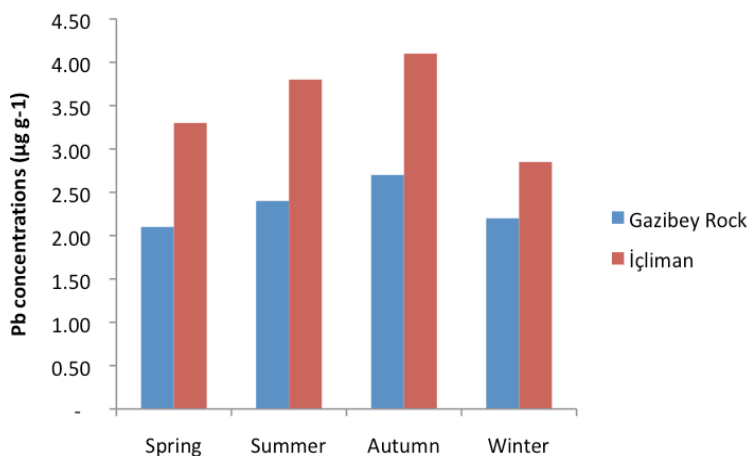
Fig. (2b). Zn concentrations ( $\mu\text{g g}^{-1}$ ) in the Mediterranean mussel *Mytilus galloprovincialis* from Sinop coasts of the Black Sea in 2010.

Zn was found in higher concentrations in *M. galloprovincialis*. In general, the concentrations of the trace elements are as follow: Zn>Cu>Pb>Cd (Figs. 2a,b,c,d).

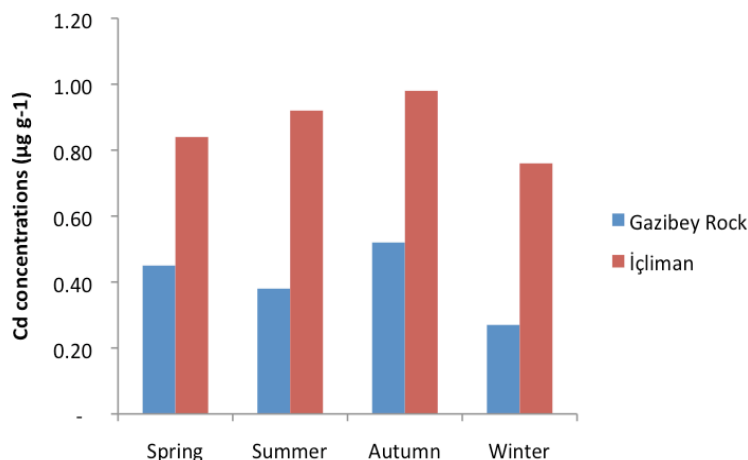
Many metals are essential to organisms such that in their absence an organism can neither grow nor reproduce [13,14]. The essential metals (Zn and Cu) content being consistently higher in the mussels while the reverse condition existing for non-essential (Pb and Cd) metals (see Figs. 2a,b,c,d). All

metals are taken up by aquatic organisms from solution and from food or particles and can be accumulated at high concentrations [15-22] when, whether essential or not, they may be potentially toxic to living organisms [3,4,17,18].

In the present study, the concentrations of metals found in *M. galloprovincialis*, would appear to be lower, in general, than those found from different study areas. In Table 1, the present results are compared with some of reported



**Fig. (2c).** Pb concentrations ( $\mu\text{g g}^{-1}$ ) in the Mediterranean mussel *Mytilus galloprovincialis* from Sinop coasts of the Black Sea in 2010.



**Fig. (2d).** Cd concentrations ( $\mu\text{g g}^{-1}$ ) in the Mediterranean mussel *Mytilus galloprovincialis* from Sinop coasts of the Black Sea in 2010.

studies. Regional comparison for results must be made with caution because of variations in both quality of analytical data and in sampling procedure. Moreover, the data obtained to date permits only limited conclusions to be made concerning the trace element variations in the mussel. More samples must be examined to assess geographical differences. The results of the present study, however, show that the values obtained are acceptable limits when compared with those of similar investigations carried out in the parts of the Black Sea (Table 1). Many of the results in Table 1 show that the highest concentrations have been observed near known sources of anthropogenic inputs and metal contamination is increasing in the Black Sea coast of Turkey compare to previous studies. In the present study, results show that metal levels in mussels especially from Gazibey Rock are general low. This appears quite reasonable in the light of the available data that a small population of Sinop has not affected the metal concentrations in the mussel of the coastal region. Moreover, Sinop coasts are unpolluted areas in terms of industry. *M. galloprovincialis* from Gazibey Rock of Sinop coast can be consumed in terms of low metal levels.

Aquatic organisms, especially molluscs, have the ability to accumulate metals from the environment in which they live [32]. The value of these organisms has long been recognised global Mussel Watch program, which was the first put forward by Goldberg [33] in the USA during the mid-1960s and mussels regarded as a suitable biomonitor of

marine health in marine biomonitoring programmes in regard to its ability of heavy metal bioaccumulation. Several European countries (e.g. France, Italy, and Spain) have also implemented similar national Mussel Watch programs in the 1970s [34]. In France, Mussel Watch programs have been used to assess the levels of trace elements along the French coastlines since IFREMER developed the Le Réseau National de la Contamination Chimique (ROCCH, ex Réseau National d'Observation, RNO) in 1974 [34]. *M. galloprovincialis* is collected twice a year in about one hundred sampling sites (passive biomonitoring). In a second phase, the "Réseau Intégrateur Biologique (RINBIO)" has been implemented in 1996 to monitor the concentrations of chemicals in organisms caged for several weeks prior to collection (biomonitoring) [35]. Rodriguez y Baena & Thébaud [34] reported that in spite of the presence of several on-going national programs, no large-scale Mussel Watch network was coordinated at the Mediterranean level until 2002. Besides, there were no data available on pollutant content of mussels in some parts of the world; the research of the contaminant concentrations in organisms through the accumulation of contaminants in their tissues remains a necessary basic work [32]. Finally, CIESM developed a regional "Mediterranean Mussel Watch (MMW)", using the mussel *M. galloprovincialis* as a biomonitor species [34]. Romeo *et al.*, [32] mentioned that recent papers have dealt with metal and radionuclide concentrations in the *M.*

**Table 1. Trace Element Concentrations in *M. galloprovincialis* from the Turkish Black Sea Coast. Modified from Bat et al. [23]**

	Area	Zinc	Copper	Lead	Cadmium	References
*	Sinop	1.023-8.946	0.039-1.438	1.36-0.32	0.075-0.863	[24]
*	Igneada	-	0.21-2.76	0.05-0.12	-	[25]
*	Inebolu	-	1.96-13.7	0.12-1.3	-	[25]
*	Sakarya	-	0.17-0.56	0.0-0.02	-	[25]
*	Zonguldak	-	0.33-3.63	0.1-0.84	-	[25]
*	Sinop	1.58-7.28	0.10-1.89	0.11-1.18	0.03-0.27	[12]
**	Amasra	512.5±2.6	7.26±0.02	2.60±1.1	6.44±0.01	[26]
**	Sinop	256.4±1.3	8.01±0.02	0.31±0.19	1.79±0.01	[26]
**	Rize	78.12±0.15	11.52±0.02	<0.05	<0.02	[26]
**	Sinop	24.862-519.701	4.301-10.96	-	0.305-4.878	[27]
**	Samsun	317.25	23.35	0.95	<0.02	[28]
**	Samsun	328.05	13.1	<0.05	<0.02	[28]
**	Samsun	396.5	12.85	108.6	<0.02	[28]
**	Samsun	312.15	11.75	14.7	<0.02	[28]
**	Çamburnu	630±32	190±6	21.0±1.0	4.0±0.2	[29]
**	Rize	600±30	260±8	5.0±0.3	3.0±0.2	[29]
**	Rize	340±10	90±3	9.0±0.5	3.0±0.2	[29]
**	Çayeli	230±7	130±4	5.0±0.2	2.0±0.1	[29]
**	Hopa	180±5	130±4	3.0±0.1	3.0±0.2	[29]
**	Sinop	182.21-296.97	6.30-7.92	-	2.08-2.95	[30]
**	Samsun	-	-	1.085±0.065	0.41	[31]
**	Sinop	-	-	0.26±0.03	0.47±0.01	[31]
**	Sinop	79-163	2.41-4.82	2.10-4.10	0.27-0.98	Present study

- : not measured.

\*: expressed in  $\mu\text{g metal g}^{-1}$  wet wt.

\*\* : expressed in  $\mu\text{g metal g}^{-1}$  dry wt.

*galloprovincialis* around the ocean but very few papers concern the same species of mussels collected from the Black Sea.

Rainbow *et al.*, [36] reported that an organism which is able to show spatial and temporal changes in metal concentrations is a suitable candidate to be used in biomonitoring surveys. Mussels are monitored for possible chemical, physiological or behavioural changes within the ecosystem as a reflection of environmental problems [37]. Namiesnik *et al.*, [37] showed that *M. galloprovincialis* to be used as biomarkers to establish physiological endpoints for chemical contaminant exposure and these species used by environmental researchers to monitor the health of an environmental ecosystem. The mobile organisms like fish may avoid pollution problems by escaping from the ecosystem of environmental concern. Whereas, sessile mussels basically stay in their environment and may concentrate important ecosystem pollutants [37].

In conclusion, the Mediterranean mussel *M. galloprovincialis* appears to be a useful biomonitor due to their accumulation of the metals, and continued sampling

and individual tissue analysis are required for further investigations.

## CONFLICT OF INTEREST

None declared.

## ACKNOWLEDGEMENTS

This study was presented in 3rd Bi-annual BS Scientific Conference (Black Sea Outlook) and UP-GRADE BS-SCENE Project Joint Conference, 2011, Odessa, Ukraine. Suggestions from two anonymous reviewers are greatly appreciated.

## REFERENCES

- [1] Bryan GW. The effects of heavy metals (other than mercury) on marine and estuarine organisms. Proc Roy Soc Lond 1971; 177(B): 389-410.
- [2] Bryan GW. In: Vernberg FJ, Vernberg WB, Eds. Pollution and physiology of marine organisms. London: Academic Press 1974; pp. 123-35.

- [3] Bryan GW. In: Lockwood APM, Ed. Effects of Pollutants on Aquatic organisms. UK: Cambridge University Press 1976; pp. 7-34.
- [4] Bryan GW. In: Johnston R, Ed. Marine Pollution. London: Academic Press 1976; pp. 185-302.
- [5] Bryan GW. Recent trends in research on heavy-metal contamination in the sea. Helgoländer Meeresunters 1980; (33): 6-25.
- [6] Bryan GW. In: Kinne O, Ed. Marine Ecology. NY: John Wiley and Sons Ltd 1984; 5(3): 1290-430.
- [7] Phillips DJH, Rainbow PS. Biomonitoring of trace aquatic contaminants. Environmental Management Series: London: Chapman & Hall 1994.
- [8] Bat L. Uptake of heavy metals from sediment by the common mussel *Mytilus edulis*. O.M.Ü. Fen Der 1996; 7(1):145-52.
- [9] Bernhard M. Manual of Methods in Aquatic Environment Research. Part 3. Sampling and Analysis of Biological Material. Rome, Fish. Tech. Pap. FIRI / T. No. 158; 1976.
- [10] Zar JH. Biostatistical analysis. 2<sup>nd</sup> ed. New Jersey: Prentice Hall Int 1984.
- [11] Bat L, Öztürk M. Heavy metal levels in some organisms from Sinop Peninsula of the Black Sea. Tr J Eng Env Sci 1997; 21: 29-33.
- [12] Bat L, Gündoğdu A, Öztürk M, Öztürk M. Copper, zinc, lead and cadmium concentrations in the Mediterranean mussel *Mytilus galloprovincialis* Lamarck 1819 from Sinop coast of the Black Sea. Tr J Zoo 1999; 23: 321-6.
- [13] Underwood EJ. Trace elements in human and animal nutrition. 4<sup>th</sup> ed. New York: Academic Press 1977.
- [14] Förstner U, Wittmann GTW. Metal pollution in the aquatic environment. 2<sup>nd</sup> ed. Berlin: Springer Verlag 1983.
- [15] Luoma SN, Bryan GW. A statistical study of environmental factors controlling concentrations of heavy metals in the burrowing bivalve *Scrobicularia plana* and the polychaete *Nereis diversicolor*. Estuar Coast Shelf Sci 1982; 15: 95-108.
- [16] Rainbow PS. In: Furness RW, Rainbow PS, Eds. Heavy Metals in the Marine Environment. Boca Raton: CRS Press 1990; pp. 67-79.
- [17] Rainbow PS. In: Dallinger R, Rainbow PS, Eds. Ecotoxicology of metals in invertebrates. Boca Raton: Lewis Publishers 1993; pp. 3-23.
- [18] Rainbow PS. Biomonitoring of heavy metal availability in the marine environment. Mar Pollut Bull 1995; 31(4-12): 183-92.
- [19] Rainbow PS, Phillips DJH. Cosmopolitan biomonitors of trace metals. Mar Pollut Bull 1993; 26: 593-601.
- [20] Bat L. Pollution effects on marine invertebrates. PhD Dissertation Scotland UK: University of Aberdeen 1996.
- [21] Bat L, Raffaelli D, Marr IL. The accumulation of copper, zinc and cadmium by the amphipod *Corophium volutator* (Pallas). J Exp Mar Biol Ecol 1998; 223 (2): 167-84.
- [22] Bat L, Gündoğdu A, Öztürk M. Heavy metals. SDÜ Egirdir Su Ürünleri Fak Der 1998-1999; 6: 166-75 (in Turkish).
- [23] Bat L, Gökçurt O, Sezgin M, Üstün F, Sahin F. Evaluation of the Black sea land based sources of pollution the coastal region of Turkey. Open Mar Biol J 2009; 3: 112-24.
- [24] Öztürk M. A Study on the two invertebrata and two algae species for the their heavy metal build up on their respective levels those tend to live in Sinop Province's inner and outer harbors. OMÜ Fen Bil Enst Doktora Tezi; 1991 (in Turkish).
- [25] Ünsal M, Bekiroglu Y, Akdogan Ş, et al. Determination of heavy metals in some economically important marine organisms in southwestern Black Sea. TUBITAK Project No: DEBAG-80/G; 1993 (in Turkish).
- [26] Topcuoglu S, Kırbaşoğlu Ç, Güngör N. Heavy metals in organisms and sediment from Turkish coast of the Black Sea, 1997-1998. Environ Int 2002; 27: 521-6.
- [27] Türk-Çulha S, Bat L, Çulha M, Efendioğlu A, Andac MB, Bati B. Heavy metals levels in some fishes and molluscs from Sinop Peninsula of the Southern Black Sea, Turkey. Rapp Comm Int Mer Medit 2007; 38: 323.
- [28] Bakan G, Özkoç HB. An ecological risk assessment of the impact of heavy metals in surface sediments on biota from the mid-Black Sea coast of Turkey. Int J Environ Stud 2007; 64 (1): 45-57.
- [29] Çevik U, Damla N, Konya AI, et al. Assessment of metal element concentrations in mussel (*M. galloprovincialis*) in Eastern Black Sea Turkey. J Hazard Mater 2008; 160: 396-401.
- [30] Türk-Çulha S, Çelik MY, Çulha M, Karayücel I, Gündoğdu A. The trace elements in the raft cultivated mussels (*Mytilus galloprovincialis* Lamarck, 1819) from Sinop Peninsula, in the Southern Black Sea. J Anim Vet Adv 2008; 7 (12): 1632-37.
- [31] Das YK, Aksoy A, Baskaya R, Duyar HA, Güvenc D, Boz V. Heavy metal levels of some marine organisms collected in Samsun and Sinop Coasts of Black Sea in Turkey. J Anim Vet Adv 2009; 8 (3): 496-9.
- [32] Romeo M, Frasila C, Gnassia-Barelli M, Damiens G, Micu D, Mustata G. Biomonitoring of trace metals in the Black Sea (Romania) using mussels *Mytilus galloprovincialis*. Water Res 2005; 39: 596-604.
- [33] Goldberg ED. The mussel watch - a first step in global marine monitoring. Mar Pollut Bull 1975; 6: 111-7.
- [34] Rodriguez Y, Baena AM, Thébault H. CIESM Mediterranean Mussel Watch Program Phase II: towards an increased awareness of marine environment and seafood quality. Marine Sciences and Public Health - Some Major Issues - CIESM Workshop 2006; 31 87-9.
- [35] Andral B, Stanisiere JY, Sauzade D, et al. Monitoring chemical contamination levels in the Mediterranean based on the use of mussel caging. Mar Pollut Bull 2004; 49: 704-12.
- [36] Rainbow PS, Wolowicz M, Fialkowski W, Smith BD, Sokolowski A. Biomonitoring of trace metals in the gulf of Gdansk, using mussels (*Mytilus trossulus*) and barnacles (*Balanus improvisus*). Water Res 2000; 34: 1823-29.
- [37] Namiesnik J, Moncheva S, Park YS, et al. Concentration of bioactive compounds in mussels *Mytilus galloprovincialis* as an indicator of pollution. Chemosphere 2008; 73: 938-44.

Received: January 02, 2012

Revised: January 06, 2012

Accepted: January 09, 2012

© Bat et al.; Licensee Bentham Open.

This is an open access article licensed under the terms of the Creative Commons Attribution Non-Commercial License (<http://creativecommons.org/licenses/by-nc/3.0/>), which permits unrestricted, non-commercial use, distribution and reproduction in any medium, provided the work is properly cited.