

# The Basic Study on the Preparation of Steel Slag Cement with Gas Quenching Steel Slag

Yue Long<sup>\*1</sup>, Liangyu Yue<sup>2</sup>, Gaoliang Li<sup>1</sup>, Yunbo Lei<sup>1</sup> and Shaoning Wang<sup>3</sup>

<sup>1</sup>College of Metallurgy and Energy, Hebei United University, Tangshan Hebei 063009, China

<sup>2</sup>Tangshan Labor Technician College, Tangshan Hebei 063009, China

<sup>3</sup>Tangshan Iron and Steel Ltd. Tangshan Hebei 063009, China

**Abstract:** Through experiment study of the contents of gas quenching steel slag f-CaO, mineral composition, grindability, the physical property and hydrate mechanics of steel slag cement made of gas quenching steel slag, as well as through analysis of gas quenching steel slag cement economic benefit and brief introduction to the granulation technology and its feature. The results show that: the ratio of f-CaO in the initial gas quenching steel slag which is smaller than 2mm is less than 2.7%, while the ratio f-CaO in the gas quenching steel slag after pulverization and smaller than 2mm is less than 1.3%; the main mineral content of it is C<sub>2</sub>S, C<sub>3</sub>S, calcium alumino ferrite, a small quantity of RO phase, f-CaO and MgO, etc. The grindability of gas quenching steel slag is better than heat-stew steel slag; And cement mixed with 20% of gas quenching steel slag can be used to produce portland cement (Grade 52.5), if the addition of gas quenching steel slag is 40%, which can produce P.S-A32.5 cement. Therefore, using gas quenching steel slag to produce cement will be of great economic benefit.

**Keywords:** Granulation, f-CaO, strength, grindability index, economic benefit.

## 1. INTRODUCTION

The output of crude steel in China in 2009 reached 508 million t and the production of steel slag has more than 50 million t. But the utilization of steel slag of domestic currently is still very low, resulting in a large number of steel slag accumulation, It not only takes up a lot of land resources and pollute the environment seriously, but also wastes lots of resources. There are a series of methods for Steel slag treatment [1] but gas quenching is a method which can combine comprehensive treatment of steel-making slag and integrated utilization of key resources. To meet the development of low carbon economy-based society, it is important to investigate the later development of gas quenching steel slag.

## 2. THE BREF INTRODUCTION OF THE TECHNICS OF GAS QUENCHING STEEL SLAG

The processing of making gas quenching steel slag is to poured the liquid steel slag from the converter which is impact crushed by nitrogen gas jet and then granulated in the gas quenching device, at the same time the heat has been exchanging. Approximately 97% of granulated steel slag was less than 2mm in granularity. The granularities of blasted gas quenching steel slag are distributed as in Table 1. After the steel slag is impacted by high-pressure and high-speed air flow, its specific surface area can be increased. The rapid cooling technology of liquid steel slag can be made when the temperature drops below 500°C as the steel slag is 15m

away the nozzle within 1s. Fig. (1) shows a gas quenching graining device of liquid steel slag.

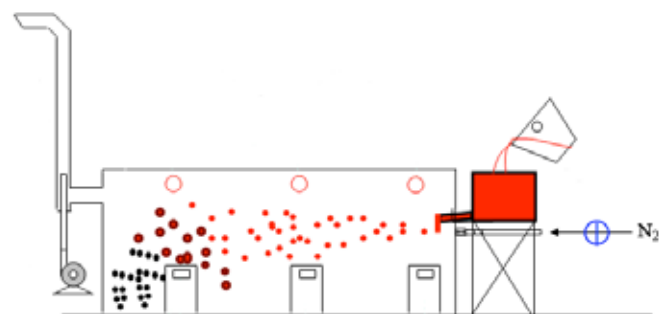


Fig. (1). Gas quenching graining device of liquid steel slag.

Table 1 shows the particle size distribution of gas quenching steel slag where we can see that the sizes of steel slag particles are mainly 1-2mm and 0.1-0.5mm. The results can be shown in Fig. (2).

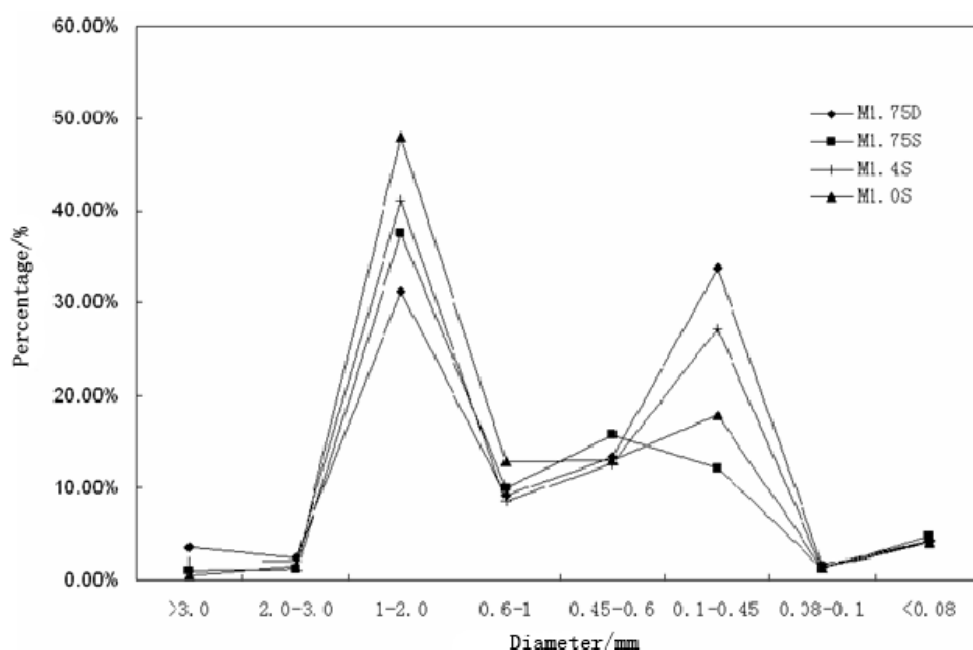
As taking the rapid nitrogen cooling technology, there is difference in chemical composition between heat-stew and gas quenching steel slag. Having tested the steel slag of Tangshan Iron and Steel Plate Material Co., Ltd, it can be seen the chemical composition in Table 2.

Table 2 shows that as the increase of the specific surface area of steel slag after granulated most of FeO in steel slag particles were oxidized to Fe<sub>2</sub>O<sub>3</sub>, the CaO-FeO and other substances will be reduced. Other elements are basically unchanged. The true density of gas quenching steel slag is about 3.55-3.65g/cm<sup>3</sup>, the packing density about 2.22g/cm<sup>3</sup>.

\*Address correspondence to this author at the College of Metallurgy and Energy, Hebei United University, Tangshan Hebei 063009, China; Tel: +86-0315-2592158; Fax: +86-0315-2592155; E-mail: longyue@heut.edu.cn

**Table 1. Gas Quenching Steel Slag Particle Size Distribution**

Diameter /mm	>3	2-3	1-2	0.6-1	0.45-0.6	0.1-0.45	0.08-0.1	<0.08
Percentage/%	1.45	2.11	39.02	10.68	15.35	26.79	1.11	3.01

**Fig. (2).** Size distribution of gas quenching steel slag.**Table 2. Chemical Composition of Gas Quenching Steel Slag and Heat-Stew Steel Slag**

Sample	TFe	mFe	Fe <sub>2</sub> O <sub>3</sub>	FeO	SiO <sub>2</sub>	CaO	MgO	S
Gas Quenching Steel Slag	17.12	2.40	24.02	2.99	13.67	44.94	8.42	0.0083
Heat-stew Steel Slag	19.22	1.29	7.59	19.44	12.41	46.87	7.84	0.0058

### 3. DETERMINATION AND ANALYSIS OF F-CAO IN STEEL SLAG

#### 3.1 Distribution Regularity of f-CaO of Gas Quenching Steel Slag with Different Particle Diameters

The stability of steel slag cement can be affected by f-CaO in steel slag, the content of which will directly affect the later utilization. We do some comparative tests on the steel slag by analysis pure calcium oxide while determining the content of f-CaO by ethylene glycol-EDTA [2, 3] complexometric titration to eliminate the effect on Ca<sup>2+</sup> caused by Fe<sup>2+</sup>, Al<sup>3+</sup>, Mn<sup>2+</sup>. Through the gas quenching treatment on converter steel slag in Tangshan Iron and Steel

Plate, we find that the difference is obvious about the content of f-CaO in different size of gas quenching residue and a proportional relation exists between the content of the f-CaO in gas quenching steel slag and particle size. The results were shown in Table 3.

Table 3 shows that the content of f-CaO of the steel slag is 6.82%, of which the particle size is less than 2mm and it reaches 2.63% when the particle size fall in between 1mm and 2mm. As to the steel slag whose particle size are 0.6~1mm and 0.15~0.6mm, the f-CaO contents are respectively 1.85% and 1.65%. The result is accurate and meet the measurement standards with f-CaO <3%. One of the reasons of making the content of f-CaO reduced is that

**Table 3. f-CaO Content of Different Particle Size of Gas Quenching Steel Slag**

Gas Quenching Steel Slag Sample	f-CaO Measurements Numerical (w%)					Average Numerical (w%)	Relative Standard Deviation (w%)
>2mm	6.88	6.70	6.94	6.86	6.70	6.82	1.61
1-2mm	2.65	2.65	2.57	2.69	2.61	2.63	1.74
0.6-1mm	1.84	1.80	1.88	1.88	1.84	1.85	1.80
0.15-0.6mm	1.67	1.63	1.63	1.71	1.59	1.65	2.77

there is not enough time for calcium silicate to decomposition which caused by flash cooled in a short time and the solidification of the gas quenching steel slag. The f-CaO content will be lower with the smaller steel slag particles and the faster cooling. The other reason is that with the increasing of the content of  $\text{Fe}_2\text{O}_3$ , part of f-CaO is consumed in the reaction  $\text{Fe}_2\text{O}_3 + 2\text{CaO} = 2\text{CaO} \cdot \text{Fe}_2\text{O}_3$ .

### 3.2. Distribution Regularity of f-CaO of Atomized Gas Quenching Steel Slag with Different Particle Diameters

Respectively put the gas quenching steel slag with particle diameter between 0.15mm and 0.6mm and between 1mm and 2mm into muffle furnace and heat them to 300°C, 400°C and 500°C. Take them out and conduct interstitial watering, and then use sensible heat to carry out atomization and digestion for the f-CaO in the gas quenching steel slag. Let the digested samples to be measured cool down and then put them into the drying oven to dry them for 6 hours. Afterwards, use a planetary ball mill to grind them until their granularity was less than 0.074mm, and finally used glycol-EDTA compleximetry to measure the content of the f-CaO in the samples to be measured, which was shown in Table 4.

and the f-CaO content shows an obvious decrease in the process, during which the temperatures rises to 500°C from 300°C. Compared with Table 3, at 500°C, the f-CaO content in the particles diameter of 0.15-0.6mm and of 1-2mm respectively decreased by 82% and 77%, indicating that the free CaO of the gas quenching steel slag will be atomized and digested more thoroughly at high temperature. The shorter the particle diameter of the gas quenching slag is, the lower f-CaO content results under atomization and digestion. As shown in Table 1, the gas quenching steel slag with particle diameter <2% almost account for 97%, therefore, after atomization and digestion, if the gas quenching steel slag are used as the cement admixture, its f-CaO content will not cause any bad impact on the stability of the gas quenching steel slag cement. Besides, the test shows that the steel slag cement prepared with gas quenching steel slag has excellent stability.

### 3.3. Analysis on X-ray Diffraction (RXD) of Gas Quenching Steel Slag

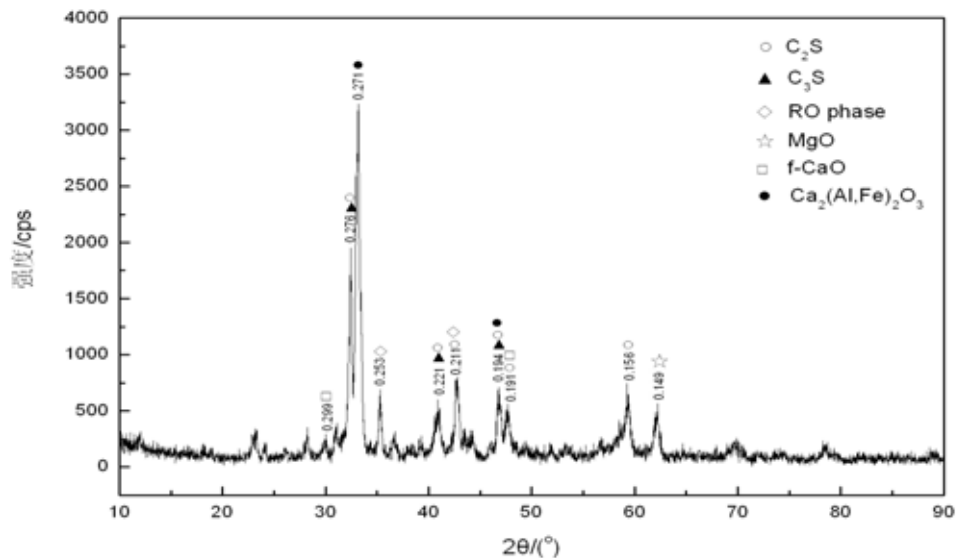
The D/MAX2500PC X-ray diffractometer produced by Japanese Rigaku International Corp, which was used to

**Table 4.** Content of f-CaO of Atomized Gas Quenching Slag with Different Particle Diameters

Samples of Gas Quenching Slag	Atomization Temperature (°C)	Measured Value of f-CaO (w%)					Mean Value (w%)	RSD (w%)
		0.32	0.44	0.36	0.4	0.32		
0.15-0.6mm	500	0.32	0.44	0.36	0.4	0.32	0.37	1.42
0.15-0.6mm	400	0.93	0.98	0.98	0.97	0.85	0.94	5.88
0.15-0.6mm	300	1.22	1.08	1.14	1.18	1.06	1.13	5.89
1-2mm	500	0.48	0.47	0.49	0.51	0.41	0.47	7.98
1-2mm	400	0.73	0.85	0.93	0.81	0.77	0.81	9.41
1-2mm	300	1.22	1.18	1.3	1.26	1.34	1.26	5.02

Table 4 shows that every f-CaO content of the atomized and digested gas quenching steel slag was less than 1.5%,

analyze the typical minerals in the gas quenching slag. Please see Fig. (3) for the XRD spectrum analysis.



**Fig. (3).** XRD pattern of the gas quenching steel slag.

As shown in Fig. (3), the diffraction peak of gas quenching steel slag was relatively single. Except higher diffraction peaks at the places where the diffraction angles ( $2\theta=32.5^\circ$  and  $2\theta=32.9^\circ$ ) were respectively corresponding to the interplanar spacings ( $d=0.271\text{nm}$  and  $d=0.194\text{nm}$ ), other diffraction peaks had lower intensity and narrower peak surface, which indicated that the main minerals in the gas quenching steel slag were  $C_2S$ ,  $C_3S$ , calcium ferroaluminates and a few f-CaO and f-MgO. Therefore, if used as the cement admixture, the gas quenching steel slag meets the potential condition as the raw material of cement.

**4. ANALYSIS ON THE PERFORMANCE OF INTERGRINDING OF STEEL SLAG**

The grindability of steel slag has a direct bearing on the economic benefits of the cement industry because 60%-70% power which consumed by cement producing is used for crushing and grinding raw materials and steel slag has to be doped as admixture because of its high cementing property [4-6]. Compared to the heat-stew steel slag processed by conventional treatment, the average particle size is much smaller and about 98% of which is less than 3mm. Compared to the grindability of the steel slag with different Intensity of cooling in the same experimental conditions. The result was shown in Table 5.

$$K_0 = S/S_1 \tag{1}$$

S—the specific surface of material in the same powder grinding time,  $m^2/kg$

$S_1$ —the specific surface of standard sands in the same powder grinding time,  $m^2/kg$

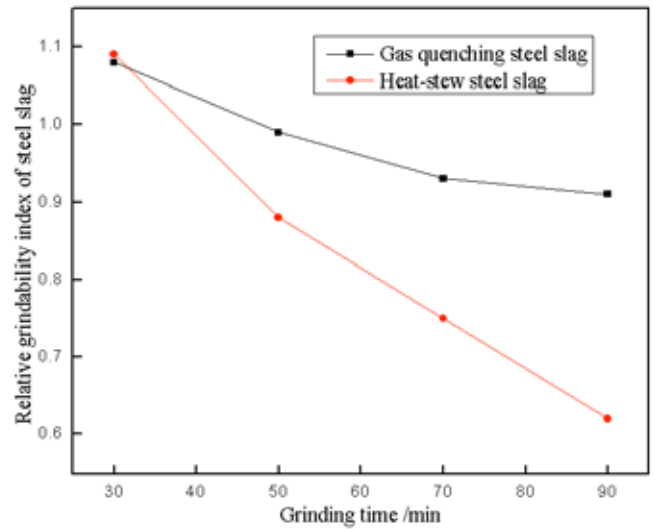
**Table 5. Relationship of steel Slag Easy Grinding**

Grinding Time /min	Specific Surface Areas / $m^2/kg$			Relative Grindability Index	
	Standard Powder	Gas Quenching Steel Slag	Heat-Stew Steel Slag	Gas Quenching Steel Slag	Heat-stew Steel Slag
30	252.55	273.32	276.11	1.08	1.09
50	397.10	394.01	348.85	0.99	0.88
70	535.17	499.05	400.18	0.93	0.75
90	667.37	606.19	414.58	0.91	0.62

The Fig. (4) shows the relationship of relative grindability index of steel slag varying with time.

Since the same experimental conditions, the degree of fineness of the two materials is determined by its physical properties at the same powder grinding time. The grindability of materials will be better with less influencing factors on grinding during the test. The higher specific surface and the larger specific surface ratio of standard sand at the same grinding time Otherwise it won't be so. From the graph it was clear that the relative grindability index of gas quenching steel slag was significantly higher than the slow cooling steel slag. As the cement admixture, the specific surface of gas quenching steel slag is  $350m^2/kg$  in accordance with the national standard. It's better to grind for 50 minutes to get higher relative grindability index. As the grindability of gas quenching steel slag is much better than heat-stew steel slag and 60%-70% energy consumed in

grinding process, it can bring enormous economic benefits by saving the grinding cost for the cement industry.



**Fig. (4).** Relationship easy steel slag grinding index changing with time.

**5. ANALYSIS OF CEMENT PERFORMANCE PRODUCED BY GAS QUENCHING STEEL SLAG**

With the dicalcium silicate, calcium aluminoferrite and the solid solution of magnesium iron phase as the main Component, there is still little  $C_3S$ , f-CaO, MgO and RO phase contained in steel slag. Steel slag can be called “overburning silicate clinker”, because it has similar mineral composition with silicate clinker and the formation character

of steel slag is  $200-300^\circ\text{C}$  higher than silicate clink. Therefore, it is the ideal substitute of natural gravelly and silica with better compressive properties hardness [7]

It has not enough time for most of the material in steel slag to form a stable crystalline compound due to rapid cooling in the treatment process of gas quenching steel slag. These materials have potential chemical activity because the chemical energy can be stroed as amorphous°  $C_3S$  can be coated by the increasing amorphous and form more  $\beta-C_2S$  by restraining the phase transformation of  $C_2S$  which is good for the later strength of steel slag cement. The total amount of silicate mineral and aluminoferrite mineral with hydraulicity is much lower than Portland cement clinker. The faster developing and less content of the Alite can lead to the slower hardening rate of the steel slag cement and longer setting time. With the increasing incorporation of the amount of gas quenching steel slag, the  $\text{Ca}(\text{OH})_2$  released by

hydrating can be totally absorbed by the active component Provided by gas quenching steel slag, resulting in shortened setting time of steel slag cement.

The free calcium oxide in steel slag has been the main factor which affect stability of cement. Table 3 shows that the content of f-CaO is much higher when the particle size of gas quenching steel slag more than 2mm while the content of f-CaO will be less than 3% when the size is less than 2mm and 97% of which are used to produce the cement. It will not affect the stability of the cement if the content of f-CaO is less than 4.5%. Therefore, the f-CaO in gas quenching steel slag will not have any effect on the stability. According to the provision of YB/T 022-92, the content of Fe in steel slag must be less than 1% [8], but with the increasing dosage, the content of Fe in micro-powder of gas quenching steel slag gradually increased. It can lead to unqualified stability of the cement when the contend is beyond 60%. Though most of the Fe can be removed *via* magnetic concentration and because of the gas quenching residue particle size is relatively small, it's difficult to carry out magnetic concentration under laboratory conditions. As the gas quenching of steel slag can overcome the poor stability caused by the f-CaO, it is feasible in theory to gain perfect stability by improving the magnetic concentration process.

A series of test of 3d, 28d have been carried out respectively on the cement strength of gas quenching steel slag with different dosage. The experimental result is shown in Figs. (5, 6).

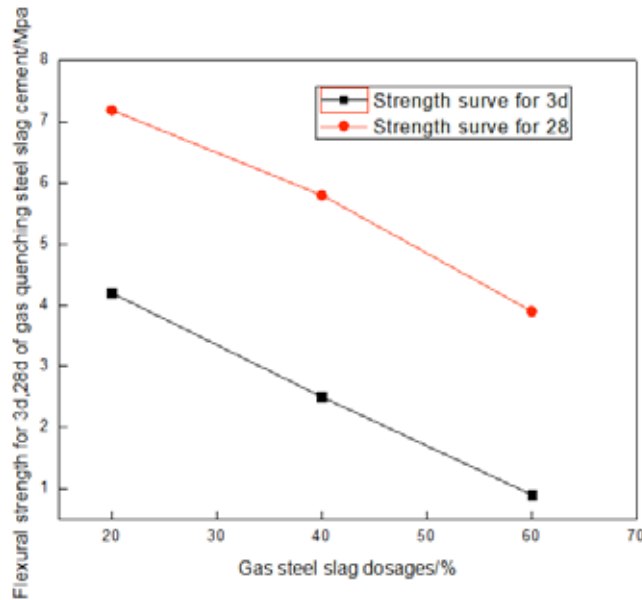


Fig. (5). Steel slag cement flexural strength.

As shown in Figs. (5, 6), for the cement with 20% admixture of steel slag, its strength reaches the strength standard of Portland cement (Grade 52.5) and its 28d compressive strength surplus reaches 15.2Pma, with the compressive strength in later period increasing faster. With the increase of the addition of steel slag, the strength of gas quenching steel slag cement shows relatively faster decrease. But when the addition of steel slag is 40%, the strength of the gas quenching steel slag cement can reach the standard of slag Portland cement (Grade 32.5) and its 28d compressive strength surplus reaches 19.8Pma. Therefore, the gas quenching steel slag cement meets the production requirements in term of strength. Further researches show that it is feasible to produce high-grade cement with large admixture in theory.

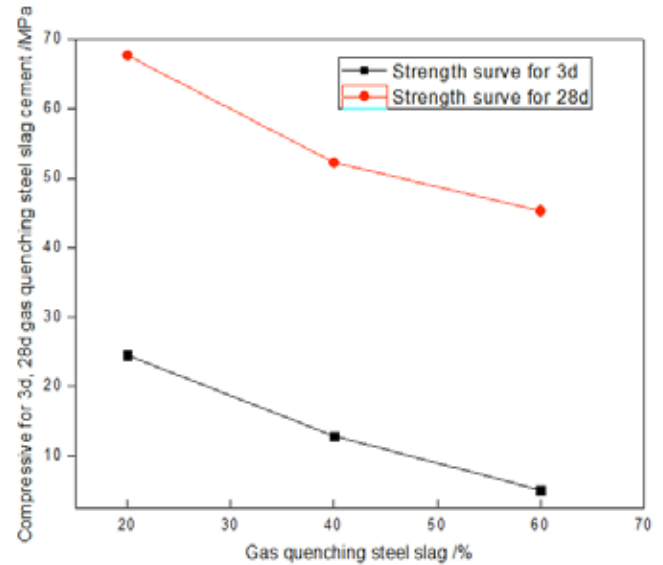


Fig. (6). Steel slag cement compressive strength.

### 6. ANALYSIS OF ECONOMIC BENEFITS FOR GAS QUENCHING STEEL SLAG AS A CEMENT ADMIXTURE

As a cement admixture, the mill feed size and the grindability of slag directly affect the grinding efficiency, therefore, reducing the mill feed size appropriately and improving its grindability can not only increase production but also can reduce the energy consumption. According to the literature [9] records, when crushing and ball-milling the materials with the cone crusher and ball mill-type crusher, it is more economical to keep the mill feed size 2mm into the ground. Because the electric efficiency of the crusher is about 30%, while ball crusher is only 1%-3%, 7%-8% maximum. Thus a reduction in size to the mill, but also can reduce the power consumption of grinding and crushing mill

Table 6. Comparison of Steel Slag Easy Grinding

Sample	Grindability Results			
	W <sub>i</sub> (Kwh/t)	G <sub>i</sub> (g/r)	80% Finished Products Through the Sieve's Size (um)	80% Products Through the Sieve's Size (um)
Gas Quenching Steel Slag	25.9	0.64	70	2500
Heat-stew Steel Slag	30.3	0.49	63	2500

of the total unit power consumption. As for the gas quenching steel slag, the average particle size of <2mm almost accounted to 97%, almost no fragmentation, compared to ordinary steel slag, the only increase production and reduce overall power consumption.

Table 6 shows comparison of steel slag easy grinding.

Therefore, if gas quenching steel slag as cement mixing materials, not only to save grinding energy consumption, but can guarantee the quality of the huge economic efficiency.

## 7. CONCLUSIONS

It can be concluded by studying the performance of gas quenching steel slag

1. About 97% of the gas quenching steel slag in the f-CaO content is lower than 2.7%.
2. The grinding characteristics of gas quenching steel slag is superior to heat-stew steel slag, the specific surface areas can reach 350m<sup>2</sup>/kg in 50 minutes
3. From the analysis of stability and performance, the mixing amount in the gas quenching steel slag cement should be controlled within 60%.
4. The cement with 20% admixture of steel slag, its strength reaches the strength standard of Portland cement (Grade 52.5), but when the addition of steel slag is 40%, the strength of the gas quenching steel slag cement can reach the standard of slag Portland cement (Grade 32.5)

5. The production of gas quenching steel slag cement has a huge economic benefit with the result of saving nearly 4Kwh power per ton of steel slag grinding.

## ACKNOWLEDGMENTS

This work is supported by Key Basic Research Project of Science and Technology Department of Hebei Province (No.10965633D) and Youth Foundation Project of Education Department of Hebei Province (No.2010135).

## REFERENCES

- [1] Chen MZ, Zhou MK, Lun YX. *et al.* Research on high added value utilization of steel slag. China Mining Magazine 2006; 15: 79-83.
- [2] Yu JH, Wu X. Continuous determination of free Calcium Oxide and Magnesium Oxide by conductometric Method. Anal Chem 1998; 75-77.
- [3] Le XH, Zhu WX, Zhang YS. Using the value of J method for determination steel slag f-CaO. Res Iron Steel 1989; 5: 77-78.
- [4] Shan ZF. The state of treatment technique and comprehensive unilization to steel slag in China and abroad. Ind Saf Dust Control 2000; : 27-32.
- [5] Liu H, Hou XK, Xu PJ. *et al.* Analysis on character of granulated blast furnace slag powder ground by vertical mill and ball mill. J Build Mater 2008; 11: 319-322.
- [6] Wu Y, Li J. Effect of superfine slag powder on HPC properties. J Mater Sci Technol 2003; :87-90.
- [7] Meng HD, Liu L. Stability processing technology and application prospect of steel slag. Steelmaking 2009; 26:74-78.
- [8] Zhang TS, Liu FT, Wang JW. *et al.* Recent development of steel slag stability and activating activity. Bull Chin Ceram Soc 2007; 26:981-982.
- [9] Zhang SQ, Yang QB, Wu XL. Strength characteristics of new slag cement in china. In Fifth International Proceedings of Symposium on the Cement and Concrete Conference 2002; 510-514.

Received: September 28, 2010

Revised: November 5, 2010

Accepted: December 22, 2010

© Long *et al.*; Licensee Bentham Open.

This is an open access article licensed under the terms of the Creative Commons Attribution Non-Commercial License (<http://creativecommons.org/licenses/by-nc/3.0/>) which permits unrestricted, non-commercial use, distribution and reproduction in any medium, provided the work is properly cited.