

## Phytochemical Constituents of *Combretum* Loeft. (Combretaceae)

Amadou Dawe<sup>1,\*</sup>, Saotoing Pierre<sup>2</sup>, David Emery Tsala<sup>2</sup> and Solomon Habtemariam<sup>3</sup>

<sup>1</sup>Department of Chemistry, Higher Teachers' Training College, University of Maroua, P.O.Box 55 Maroua, Cameroon,

<sup>2</sup>Department of Earth and Life Sciences, Higher Teachers' Training College, University of Maroua, P.O.Box 55 Maroua, Cameroon, <sup>3</sup>Pharmacognosy Research Laboratories, Medway School of Science, University of Greenwich, Central Avenue, Chatham-Maritime, Kent ME4 4TB, UK

**Abstract:** *Combretum* is the largest and most widespread genus of Combretaceae. The genus comprises approximately 250 species distributed throughout the tropical regions mainly in Africa and Asia. With increasing chemical and pharmacological investigations, *Combretum* has shown its potential as a source of various secondary metabolites. *Combretum* extracts or isolates have shown *in vitro* bioactivities such as antibacterial, antifungal, antihyperglycemic, cytotoxicity against various human tumor cell lines, anti-inflammatory, anti-snake, antimalarial and antioxidant effects. *In vivo* studies through various animal models have also shown promising results. However, chemical constituents and bioactivities of most species of this highly diversified genus have not been investigated. The molecular mechanism of bioactivities of *Combretum* isolates remains elusive. This review focuses on the chemistry of 261 compounds isolated and identified from 31 species of *Combretum*. The phytochemicals of interest are non-essential oil compounds belonging to the various structural groups such as terpenoids, flavonoids, phenanthrenes and stilbenoids.

**Keywords:** *Combretum*, phytochemistry, pharmacology, terpenoids, polyphenolic compounds, antibacterial activity, antifungal activity.

### INTRODUCTION

The Combretaceae family consists of as many as 600 species of trees, shrubs and lianas in about 18-20 genera. Plants belonging to this family are found in tropical and subtropical regions, mostly in Africa and India [1]. Five genera are commonly found in southern and western Africa, of which four are tree species including the largest two genera, *Combretum* Loeft. and *Terminalia* L. [2].

*Combretum* comprise of about 250 species and distributed throughout the tropics and subtropics. *Combretum* is absent from Australia and the Pacific Islands. Three subgenera are recognized by Excell and Stace; they are *Combretum*, *Cacoucia* (Aubl.) Excell & Stace and the monotypic Asian subgenus, *Apetalantum* Excell & Stace. On the worldwide scale the subgenera *Combretum* and *Cacoucia* are separable with certainty only on the character of the presence of either scale (subgen. *Combretum*) or microscopic stalked glandular hairs (subgen. *Cacoucia*) [3]. The species of *Combretum* (Fig. 1) are trees, shrubs, shrublets or woody climbers, very rarely subherbaceous. Scales (subgen. *Combretum*) or microscopic (sometimes macroscopic) stalked glands (subgen. *Cacoucia*) are present. The subgenus *Combretum* is sometimes, in addition, divided into eleven sections, based on the floral, scale and fruit anatomy [3]. In the genus *Combretum* the leaves are opposite, verticillate or rarely alternate, usually petiolate, almost always with entire margins. The petiole

is sometimes persistent, and especially in climbers it forms a hooked woody spine when the leaf abscises. The flowers are hermaphroditic, regular or slightly zygomorphic, 4-5-merous and they are borne in elongated or subcapitate axillary or extra-axillary spikes or racemes or in terminal or terminal and axillary, often leafy panicles. The receptacle is usually clearly divided into a lower part (lower receptacle) surrounding and adnate to the ovary, and an upper receptacle which sometimes is differentiated into a lower part containing the disk and an often more expanded upper part. Sepals are 4-5 (rarely more), deltate to subulate or filiform, sometimes scarcely developed. Petals are 4-5, small and inconspicuous or showy (white, purple, red) and exceeding the sepals. Stamens are twice as many as the petals, inserted in 1 or 2 series inside the upper receptacle. The disk of the receptacle is glabrous or hairy, with or without a free margin, sometimes inconspicuous and absent. The fruit is 4-5 winged and ridged or angled, sessile or stipitate, indehiscent or rarely dehiscent; the pericarp is usually thin and papery, sometimes leathery, more rarely fleshy. Even if the fruits are often used as a good species identification characters, species identification is not always easy at the fruiting stage [3].

At least twenty four species of *Combretum* are well known in African traditional medicine, and used for the treatment of a variety of ailments and diseases, ranging from scorpion and snake bites, mental problems, heart and worm remedies to fever and microbial infections [4]. All parts of the *Combretum* species, in some cases even the fruits are used for medicinal purposes [5]. The fruits and seeds are, although, in general considered poisonous by traditional healers in various African countries and have been reported to give toxic effects on humans [6]. *Combretum* species are

\*Address correspondence to this author at the Department of Chemistry, Higher Teachers' Training College, University of Maroua. P.O.Box 55 Maroua, Cameroon; Tel.: + 237-94-45-73-25; Fax: +237-22-29-31-12; E-mail: amadawe@yahoo.fr

prepared for herbal remedies as hot water decoctions, cold water extracts or mixed with food, such as maize porridge. Sometimes fresh leaf sap is used as such. The remedies made from *Combretum* species are used both internally and externally. Sometimes the curing compounds of the plants are inhaled through fumes of steam baths of hot water extracts or from the smoke of burnt plant material. Dressings and ointments of different plant parts are used mainly for the treatment of wounds and infections on the skin. It is very common to mix different species of *Combretum* or to mix *Combretum* spp. with other medicinal plants for herbal remedies [3].

Several plants of the genus *Combretum* have been reported for their biological activities. Antibacterial activity of different extracts (ethanol, chloroform, methanol or water) of *C. micranthum* was noted against *Pseudomonas aeruginosa*, *Staphylococcus aureus*, *Salmonella* species, *Streptococcus* species, *Proteus vulgaris*, *Klebsiella* species, *Sarcina lutea*, *Micrococcus luteus* and *Bacillus subtilis* [7]. Antifungal activity against *Candida albicans*, antiviral activity against *Herpes simplex 1* and *Herpes simplex 2*, antimalarial activity against *Plasmodium falciparum* and antidiabetic activity was also reported [8-11]. *C. molle* has also demonstrated antibacterial, antifungal, anthelmintic, antiasthmatic and antitussive activities [12-14]. Extracts of *C. erythrophyllum* obtained with different solvents (acetone, hexane, chloroform, carbon tetrachloride and butanol) have shown antibacterial activity at different doses against *Escherichia coli*, *P. aeruginosa*, *S. aureus* and *Enterococcus faecalis* [15, 16]. Moreover, in studies evaluating antifungal activity, extracts obtained with different solvents (acetone, hexane, dichloromethane and methanol) was active against the following species: *C. albicans*, *C. neoformans*, *A. fumigatus*, *S. schenckii* and *M. canis* [8].

As referenced above, there are several studies describing the bioactivities of extracts and isolated compounds from the species of the genus *Combretum*. Although many species of *Combretum* have not been extensively investigated for their chemical constituents, various classes of secondary metabolites including terpenoids, flavonoids, stilbenoids and phenanthrenes have been reported. Existing phytochemical investigations indicated the presence of triterpenoids from *C. molle*, *C. nigricans* Lepr., *C. quadrangulare*, *C. petrophilum* Retief, *C. edwardsii* Exell, *C. elaeagnoides* Klotzsch., *C. nelsonii* Dümmer, *C. bracteatum* (Laws.) Engl. et Diels, *C. laxum* Jacq., *C. micranthum*, *C. imberbe*, *C. padoides* Engl. & Diels, *C. leprosum* Mart., *C. sundaicum* Miquel, *C. oliviforme* Chao, *C. Zeyheri* Sond., *C. vendee* A.E.van Wyk., *C. erythrophyllum*, *C. coccineum* (Sonn.) Lam. and *C. rotundifolium* Rich. [17-49]. Other classes of compounds isolated from *Combretum* include, flavonoids from *C. quadrangulare*, *C. micranthum*, *C. erythrophyllum*, *C. apiculatum* Sond., *C. yannanense* Exell, *C. lanceolatum* Pohl., and *C. leprosum* [23-38, 44, 51-54], diarylpropanes, phenanthrenes and stilbenoids from *C. yannanense*, *C. griffithii* Van Heurck & Müll. Arg., *C. molle*, *C. apiculatum* Sond., *C. psidioides* Welw., *C. Hereroense* Schinz, *C. cafrum* (Eckl. & Zeyh.) Kuntze and *C. woodii* Duemmer [39, 45-54]; galic acid derivatives from *C. quadrangulare*, *C. yannanense* and *C. Krausii*; ellagitannins from *C. molle* and *C. glutinosum*

Perr. ex DC.; and, cyclobutanes from *C. albopunctatum* Suesseng [28, 32, 49, 65-69].

This review focuses on the chemistry and pharmacological activities of 261 non-essential oil compounds isolated from 31 species of the genus *Combretum*. All of the isolated compounds with their source and references are listed in (Table 1) while their chemistry under each chemical class, such as terpenoids, flavonoids and stilbenoids, is presented separately.



Fig. (1). *Combretum fragrans* (photo by Dawe Amadou).

## PHYTOCHEMISTRY

Of 250 species of the genus *Combretum*, only 31 species (Table 1) have been more or less investigated for their phytochemistry. To date, at least 261 compounds, primarily terpenoids (mainly triterpenes) and phenolic compounds (flavonoids, stilbenoids, phenanthrenes) have been isolated and identified from these species.

### Triterpenoids

Simple triterpenoids and triterpenoids glycosides are known to be the major constituents of the genus *Combretum*. To date, 135 compounds belonging to the cycloratanane, ursanes, oleananes and dammarane triterpene and their glycosides structural groups have been isolated from the genus. Combretene A and B (1-2) were isolated from the aerial part of *C. molle* together with 2 $\alpha$ ,3 $\beta$ ,6 $\beta$ -trihydroxy-23-galloylolean-12-en-28-oate (3) [17, 18]. Combregenin (4), arjungenin (5), arjunglucoside I (6), combreglucoside (7) and sericoside (8); mollic acid (9) and its glycosides [mollic acid 3 $\beta$ -O-glucoside (10), mollic acid 3 $\beta$ -O-araboside (11), mollic acid 3 $\beta$ -O-xyloside (12)] were also reported from the stem bark of *C. molle* [18, 21].

Other chemical investigations led to the isolation of 73 oleananes, lupanes, cycloartanes and triterpenes glycosides types from seeds, leaves, stem bark and roots of eastern Asia *C. quadrangulare* named, 1 $\alpha$ ,3 $\beta$ -dihydroxy-cycloart-24-ene-30-carboxylic acid (13), 1 $\alpha$ ,3 $\beta$ -dihydroxy-cycloart-24-ene-30-carboxylic acid methyl ester (14), (20 $\zeta$ )-1 $\alpha$ ,3 $\beta$ ,25-trihydroxy-cycloart-21-al-23-ene-30-carboxylic acid

**Table 1. Major Non-Essential Oil Compounds Isolated and Identified from *Combretum***

No	Compound Name	Botanical Source	Reference
	<b>Triterpenoids</b>		
1	combretene A	<i>C. molle</i>	[17]
2	combretene B	<i>C. molle</i>	[17]
3	2 $\alpha$ ,3 $\beta$ ,6 $\beta$ -trihydroxy-23-galloylolean-12-en-28-oate	<i>C. molle</i>	[18,54]
4	combregenin	<i>C. molle</i> <i>C. nigricans</i> <i>C. yannanense</i>	[18,19]
5	arjungenin	<i>C. molle</i> <i>C. nigricans</i> <i>C. quadrangulare</i> <i>C. yannanense</i>	[18,19,31,54]
6	arjunglucoside I	<i>C. molle</i> <i>C. nigricans</i> <i>C. quadrangulare</i> <i>C. yannanense</i>	[18,19,31,54]
7	combreglucoside	<i>C. molle</i> <i>C. nigricans</i> <i>C. yannanense</i>	[18,19,31]
8	sericoside	<i>C. molle</i>	[20]
9	mollic acid	<i>C. molle</i> <i>C. nigricans</i> <i>C. petrophilum</i>	[21,22,36,39]
10	mollic acid 3 $\beta$ -O-glucoside	<i>C. molle</i> <i>C. petrophilum</i>	[21,22]
11	mollic acid 3 $\beta$ -O-araboside	<i>C. molle</i> <i>C. petrophilu</i> <i>C. edwardsii</i>	[21,22, 23]
12	mollic acid 3 $\beta$ -O-xyloside	<i>C. molle</i> <i>C. petrophilum</i>	[21,22]
13	1 $\alpha$ ,3 $\beta$ -dihydroxy-cycloart-24-ene-30-carboxylic acid	<i>C. quadrangulare</i>	[24]
14	1 $\alpha$ ,3 $\beta$ -dihydroxy-cycloart-24-ene-30-carboxylic acid methyl ester	<i>C. quadrangulare</i>	[24]
15	(20 $\xi$ )-1 $\alpha$ ,3 $\beta$ ,25-trihydroxy-cycloart-21-al-23-ene-30-carboxylic acid methyl ester	<i>C. quadrangulare</i>	[24]
16	quadrangularic acid F	<i>C. quadrangulare</i>	[25]
17	quadrangularic acid J	<i>C. quadrangulare</i>	[25]
18	quadrangularic acid G	<i>C. quadrangulare</i>	[25]
19	methyl quadrangularate I	<i>C. quadrangulare</i>	[25]
20	24-epiquadrangularic acid M	<i>C. quadrangulare</i>	[25]
21	24-epiquadrangularic acid G	<i>C. quadrangulare</i>	[25]
22	quadrangularic acid M	<i>C. quadrangulare</i>	[25]
23	quadrangularic acid H	<i>C. quadrangulare</i>	[25]
24	quadrangularic cid K	<i>C. quadrangulare</i>	[25]
25	quadrangularic acid L	<i>C. quadrangulare</i>	[25]
26	24-epiquadrangularic acid L	<i>C. quadrangulare</i>	[25]

(Table 1) contd....

No	Compound Name	Botanical Source	Reference
27	7-hydroxy-23-deoxojessic acid	<i>C. quadrangulare</i>	[25]
28	norquadrangularic acid A	<i>C. quadrangulare</i>	[25]
29	methyl quadrangularate A	<i>C. quadrangulare</i>	[26]
30	methyl quadrangularate B	<i>C. quadrangulare</i>	[26]
31	methyl quadrangularate C	<i>C. quadrangulare</i>	[26]
32	methyl 24-epiquadrangularate C	<i>C. quadrangulare</i>	[26]
33	methyl quadrangularate O	<i>C. quadrangulare</i>	[26]
34	methyl quadrangularate D	<i>C. quadrangulare</i>	[26]
35	quadragularol A	<i>C. quadrangulare</i>	[26]
36	methyl quadrangularate N	<i>C. quadrangulare</i>	[26]
37	quadragularol B	<i>C. quadrangulare</i>	[26]
38	quadrangularic acid E	<i>C. quadrangulare</i>	[26]
39	23-deoxojessic acid	<i>C. quadrangulare</i>	[26]
40	1- <i>O</i> -acetyl-23-deoxojessic acid	<i>C. quadrangulare</i>	[26]
41	4 $\beta$ ,14 $\alpha$ -dimethyl-5 $\alpha$ -ergosta-9 $\beta$ ,19-cyclo-24(31)-en-3 $\beta$ -hydroxy-4 $\alpha$ -carboxylic acid	<i>C. quadrangulare</i>	[26]
42	methyl 23-deoxojessoate	<i>C. quadrangulare</i>	[26]
43	jessic acid	<i>C. elaeagnoides</i>	[27]
44	methyl quadrangularate P	<i>C. quadrangulare</i>	[26]
45	norquadrangularic acid B	<i>C. quadrangulare</i>	[26]
46	norquadrangularic acid C	<i>C. quadrangulare</i>	[26]
47	betulinic acid	<i>C. quadrangulare</i> <i>C. yannanense</i>	[26,54]
48	2 $\alpha$ ,6 $\beta$ -dihydroxybetulinic acid	<i>C. quadrangulare</i>	[28]
49	6 $\beta$ -hydroxyhovenic acid	<i>C. quadrangulare</i>	[28]
50	quadranoside II	<i>C. quadrangulare</i>	[28,29]
51	6 $\beta$ -hydroxyarjunic acid	<i>C. quadrangulare</i>	[28]
52	arjunic acid	<i>C. quadrangulare</i> , <i>C. yannanense</i>	[28,54]
53	arjunolic acid	<i>C. quadrangulare</i> <i>C. nelsonii</i>	[28,30,33,39]
54	arjunglucoside II	<i>C. molle</i> <i>C. quadrangulare</i>	[20, 28,33]
55	19 $\alpha$ -hydroxyasiatic acid	<i>C. quadrangulare</i>	[28,29]
56	nigaichigoside F1	<i>C. quadrangulare</i> <i>C. bracteatum</i>	[28,29,32]
57	quadranoside IV	<i>C. quadrangulare</i>	[28,29,33]
58	2 $\alpha$ ,3 $\beta$ ,23-trihydroxyurs-12,18-dien-oic acid	<i>C. quadrangulare</i>	[28]
59	glucosyl 2 $\alpha$ ,3 $\beta$ ,23-trihydroxyurs-12,18-dien-28-oate	<i>C. quadrangulare</i>	[28]
60	glucosyl 2 $\alpha$ ,3 $\beta$ ,23-trihydroxyurs-12,19(20)-dien-28-oate	<i>C. quadrangulare</i>	[28]

(Table 1) contd....

No	Compound Name	Botanical Source	Reference
61	quadranoside I	<i>C. quadrangulare</i>	[29]
62	quadranoside III	<i>C. quadrangulare</i>	[29]
63	quadranoside V	<i>C. quadrangulare</i>	[29]
64	2 $\alpha$ ,3 $\beta$ ,23-trihydroxyurs-12,19-dien-28-oic acid $\beta$ -D-glucopyranosyl	<i>C. quadrangulare</i>	[29]
65	pinfaensin	<i>C. quadrangulare</i>	[29]
66	quadranoside VI	<i>C. quadrangulare</i>	[31]
67	quadranoside VII	<i>C. quadrangulare</i>	[31]
68	quadranoside VIII	<i>C. quadrangulare</i>	[31]
69	quadranoside IX	<i>C. quadrangulare</i>	[31]
70	rosamutin	<i>C. quadrangulare</i>	[31]
71	28-O- $\beta$ -D-glucopyranosyl-6 $\beta$ ,23-dihydroxytormentic acid	<i>C. quadrangulare</i>	[31]
72	quadranoside X	<i>C. quadrangulare</i>	[31]
73	quadranoside XI	<i>C. quadrangulare</i>	[31]
74	arjunetin	<i>C. quadrangulare</i> <i>C. yannanense</i>	[31,54]
75	chebuloside II	<i>C. quadrangulare</i> <i>C. bracteatum</i>	[31,32]
76	$\beta$ -D-glucopyranosyl 3 $\beta$ ,19 $\alpha$ -dihydroxy-2-oxo-urs-12-en-28-oate	<i>C. bracteatum</i>	[32]
77	$\beta$ -D-glucopyranosyl 2 $\alpha$ ,3 $\beta$ ,24-trihydroxyolean-12-en-28-oate	<i>C. laxum</i>	[33]
78	bellericoside	<i>C. laxum</i>	[33]
79	$\beta$ -D-glucopyranosyl 2 $\alpha$ ,3 $\beta$ ,6 $\beta$ -trihydroxyolean-12-en-28-oate	<i>C. quadrangulare</i> <i>C. bracteatum</i> <i>C. laxum</i>	[31,32,33]
80	asiatic acid	<i>C. nelsonii</i> <i>C. laxum</i> <i>C. yannanense</i>	[30,33,54]
81	$\beta$ -D-glucopyranosyl 2 $\alpha$ ,3 $\beta$ ,23,24-tetrahydroxyurs-12-en-28-oate	<i>C. laxum</i>	[33]
82	$\alpha$ -amyrin	<i>C. micranthum</i>	[34]
83	lupeol	<i>C. micranthum</i>	[34]
84	1 $\alpha$ ,3 $\beta$ -dihydroxy-12-oleanen-29-oic (imberic acid)	<i>C. micranthum</i> <i>C. imberbe</i>	[34,35,36, 37]
85	1-hydroxyolean-12-en-30-oic acid	<i>C. imberbe</i>	[36]
86	3,30-dihydroxyolean-12-en-29-one	<i>C. imberbe</i>	[36]
87	1,3,24-trihydroxyolean-12-en-29-oic acid	<i>C. imberbe</i>	[36]
88	1,23-dihydroxyolean-12-en-29-oic acid-3 $\beta$ -O-2,4-diacetyl-1-rhamnopyranoside	<i>C. imberbe</i>	[36]
89	1 $\alpha$ ,3 $\beta$ -dihydroxyolean-12-en-29-oic acid 23-O- $\alpha$ -L-(4-acetyl)rhamnopyranoside)	<i>C. imberbe</i>	[37]
90	1 $\alpha$ ,3 $\beta$ ,23-trihydroxyolean-12-en-29-oate 23-O- $\alpha$ -(3,4-diacetyl)rhamnopyranoside)	<i>C. imberbe</i>	[37]
91	1 $\alpha$ ,3 $\beta$ ,23-trihydroxyolean-12-en-29-oate 23-O- $\alpha$ -(3,4-diacetyl)rhamnopyranosyl)-29-O- $\alpha$ -rhamnopyranoside	<i>C. imberbe</i>	[37]
92	1 $\alpha$ ,3 $\beta$ ,23-trihydroxyolean-12-en-29-oate 23-O- $\alpha$ -(4-acetoxy)rhamnopyranosyl)-29- $\alpha$ -rhamnopyranoside	<i>C. imberbe</i>	[37]

(Table 1) contd....

No	Compound Name	Botanical Source	Reference
93	1 $\alpha$ ,23 $\beta$ -dihydroxyolean-12-en-29-oic acid-23 $\beta$ -O- $\alpha$ -4-acetylramnopyranoside	<i>C. padoides</i>	[38]
94	1,22-dihydroxyolean-12-en-30-oic acid	<i>C. padoides</i>	[38]
95	3 $\beta$ ,6 $\beta$ ,16 $\beta$ -trihydroxylup-20(29)-ene	<i>C. leprosum</i>	[39,40]
96	4 $\alpha$ -carboxy-3 $\beta$ ,16 $\alpha$ -dihydroxycycloart-24-ene	<i>C. leprosum</i>	[40]
97	4 $\alpha$ -carboxy-1 $\alpha$ ,3 $\beta$ -dihydroxy-25-hydroperoxy-trans-cycloart-23(24)-ene	<i>C. leprosum</i>	[40]
98	23-acetoxy-3 $\beta$ -acetylimerbic acid	<i>C. sundaicum</i>	[41]
99	23-acetoxyimerbic acid-29-methyl ester	<i>C. sundaicum</i>	[41]
100	23-O-[ $\alpha$ -L-(3',4'-diacetylramnopyranosyl)]-3 $\beta$ -acetylimerbic acid	<i>C. sundaicum</i>	[41]
101	23-O-[ $\alpha$ -L-(4'-acetylramnopyranosyl)]-3 $\beta$ -acetylimerbic acid	<i>C. sundaicum</i>	[41]
102	23-O-[ $\alpha$ -L-(4'-acetylramnopyranosyl)]-3 $\beta$ -acetylimerbic acid-29-methyl ester	<i>C. sundaicum</i>	[41]
103	23-O-[ $\alpha$ -L-(2',4'-diacetylramnopyranosyl)]imerbic acid	<i>C. sundaicum</i>	[41]
104	1-O-[ $\alpha$ -L-(ramnopyranosyl)]-23-acetoxy-3 $\beta$ -acetylimerbic acid	<i>C. sundaicum</i>	[41]
105	1-O-[ $\alpha$ -L-(ramnopyranosyl)]-23-acetoxyimerbic acid-29-methyl ester	<i>C. sundaicum</i>	[41]
106	1-O-[ $\alpha$ -L-(ramnopyranosyl)]-23-acetoxy-3 $\beta$ -acetylimerbic acid-29-methyl ester	<i>C. sundaicum</i>	[41]
107	3 $\beta$ -hydroxyolean-12-en-28-oic acid	<i>C. oliviforme</i>	[42]
108	23-O-[ $\alpha$ -L-(4'-acetylramnopyranosyl)]imerbic acid	<i>C. oliviforme</i> <i>C. sundaicum</i>	[41,42]
109	23-acetoxy-3 $\beta$ -acetylimerbic acid-29-methyl ester	<i>C. oliviforme</i>	[42]
110	23-O-[ $\alpha$ -L-ramnopyranosyl]-1,3 $\beta$ -diacetylimerbic acid	<i>C. oliviforme</i>	[42]
111	11 $\alpha$ -acetoxy-20,24-epoxy-25-hydroxy-dammar-3-one	<i>C. nigricans</i>	[43]
112	20,24-epoxy-11 $\alpha$ ,25-dihydroxy-dammar-3-one	<i>C. nigricans</i>	[43]
113	20,24-epoxy-12 $\beta$ ,25-dihydroxy-dammar-3-one	<i>C. nigricans</i>	[43]
114	arcapitin A	<i>C. nigricans</i>	[43]
115	ursolic acid	<i>C. zeyheri</i> <i>C. quadrangulare</i> <i>C. vendae</i> <i>C. yannanense</i>	[44,45,46,54]
116	corosolic acid	<i>C. vendae</i>	[46]
117	oleanolic acid	<i>C. zeyheri</i>	[46]
118	maslinic acid	<i>C. zeyheri</i> <i>C. vendae</i> <i>C. yannanense</i>	[44,46,54]
119	2 $\alpha$ ,3 $\beta$ -dihydroxyurs-12-en-28-oic acid	<i>C. zeyheri</i>	[44]
120	6 $\beta$ -hydroxymaslinic acid	<i>C. zeyheri</i>	[44]
121	terminolic acid	<i>C. zeyheri</i>	[44]
122	methylsumaresinolate	<i>C. zeyheri</i>	[44]
123	combretanone A	<i>C. quadrangulare</i>	[45]
124	combretanone B	<i>C. quadrangulare</i>	[45]
125	combretanone C	<i>C. quadrangulare</i>	[45]
126	combretanone D	<i>C. quadrangulare</i>	[45]

(Table 1) contd....

No	Compound Name	Botanical Source	Reference
127	combretanone E	<i>C. quadrangulare</i>	[45]
128	combretanone F	<i>C. quadrangulare</i>	[45]
129	combretanone G	<i>C. quadrangulare</i>	[45]
130	combretic acid A	<i>C. quadrangulare</i>	[45]
131	combretic acid B	<i>C. quadrangulare</i>	[45]
132	3-oxo-cycloart-1,11,24-trien-23,21-olide	<i>C. erythrophyllum</i>	[47]
133	3 $\beta$ ,16 $\alpha$ -dihydroxy-13(17)-mansumbinen-28-oic acid	<i>C. coccineum</i>	[48]
134	(16R)-16- <i>O</i> - $\alpha$ -L-arabinofuranosyl-3 $\beta$ -hydroxydammara-20,24-dièn-29-oic acid	<i>C. rotundifolium</i>	[49]
135	(16R)-16- <i>O</i> - $\alpha$ -L-arabinosyl-3 $\beta$ -hydroxymansumbin-13-en-28-oic acid	<i>C. coccineum</i> , <i>C. rotundifolium</i>	[48,49]
	<b>Flavonoids</b>		
136	kamatakenin	<i>C. quadrangulare</i>	[25]
137	isokaempferide	<i>C. quadrangulare</i>	[25]
138	5,7,4'-trihydroxy-3,3'-dimethoxyflavone	<i>C. quadrangulare</i>	[25]
139	5,4'-dihydroxy-3,7,3'-trimethoxyflavone	<i>C. quadrangulare</i>	[25]
140	(+)-catechin	<i>C. quadrangulare</i>	[29]
141	(+)-gallo catechin	<i>C. quadrangulare</i>	[31]
142	(-)-epicatechin	<i>C. quadrangulare</i> <i>C. micranthum</i>	[31,36]
143	(-)-epigallocatechin	<i>C. quadrangulare</i> <i>C. micranthum</i>	[31,36]
144	vitexin	<i>C. quadrangulare</i> <i>C. micranthum</i>	[29,36]
145	5,7,3',5'-tetrahydroxy-3,4'-dimethoxyflavone	<i>C. quadrangulare</i>	[45]
146	combretol	<i>C. quadrangulare</i>	[45]
147	3',5-dihydroxy-3,4',5,7-tetramethoxyflavone	<i>C. quadrangulare</i>	[45]
148	pachypodol	<i>C. quadrangulare</i>	[45]
149	quercetin 3,4'-dimethyl ether	<i>C. quadrangulare</i>	[45]
150	myricetin 3,3',4'-trimethyl ether	<i>C. quadrangulare</i>	[45]
151	3',4',5,7-tetrahydroxyflavan	<i>C. micranthum</i>	[34]
152	3',4',5',5,7-pentahydroxyflavan	<i>C. micranthum</i>	[34]
153	isovitexin	<i>C. micranthum</i>	[34]
154	orientin	<i>C. micranthum</i>	[34]
155	homoorientin	<i>C. micranthum</i>	[34]
156	myricetin-3- <i>O</i> -glucoside	<i>C. micranthum</i>	[34]
157	2''- <i>O</i> -galloylvotexin	<i>C. micranthum</i>	[34]
158	2''- <i>O</i> -galloylisovitexin	<i>C. micranthum</i>	[34]
159	2''- <i>O</i> -galloylorientin	<i>C. micranthum</i>	[34]
160	2''- <i>O</i> -galloylhomoorientin	<i>C. micranthum</i>	[34]

(Table 1) contd....

No	Compound Name	Botanical Source	Reference
161	kinkeloid A <sub>1</sub>	<i>C. micranthum</i>	[34]
162	kinkeloid A <sub>2</sub>	<i>C. micranthum</i>	[34]
163	kinkeloid B <sub>1</sub>	<i>C. micranthum</i>	[34]
164	kinkeloid B <sub>2</sub>	<i>C. micranthum</i>	[34]
165	kinkeloid C <sub>1</sub>	<i>C. micranthum</i>	[34]
166	kinkeloid C <sub>2</sub>	<i>C. micranthum</i>	[34]
167	kinkeloid D <sub>1</sub>	<i>C. micranthum</i>	[34]
168	kinkeloid D <sub>2</sub>	<i>C. micranthum</i>	[34]
169	apigenin	<i>C. erythrophyllum</i>	[50]
170	genkwanin	<i>C. erythrophyllum</i>	[50]
171	5-hydroxy-7,4'-dimethoxyflavone	<i>C. erythrophyllum</i>	[50]
172	Rhamnocitrin	<i>C. erythrophyllum</i> <i>C. apiculatum</i>	[50,51]
173	kaempferol	<i>C. erythrophyllum</i> <i>C. apiculatum</i>	[50,51]
174	quercetin-5,3'-dimethylether	<i>C. erythrophyllum</i>	[50]
175	rhamnazin	<i>C. erythrophyllum</i>	[50]
176	dillenetin	<i>C. lanceolatum</i>	[52]
177	isorhamnetin	<i>C. lanceolatum</i>	[52]
178	quercetin	<i>C. leprosum</i> , <i>C. apiculatum</i>	[39,40,53]
179	3- <i>O</i> -methylquercetin	<i>C. leprosum</i> , <i>C. erythrophyllum</i>	[40,50]
180	quercetrin	<i>C. leprosum</i> , <i>C. apiculatum</i>	[39,51]
181	5,3',4'-trihydroxy-3,7-dimethoxyflavone	<i>C. leprosum</i>	[40]
182	5,3'-dihydroxy-3,7,4'-trimethoxyflavone	<i>C. leprosum</i>	[40]
183	cardamonin	<i>C. apiculatum</i>	[51]
184	pinocembrin	<i>C. apiculatum</i>	[51]
185	2,4,4'-trihydroxychalcone	<i>C. yannanense</i>	[53]
186	eriodictyol	<i>C. yannanense</i>	[53]
	<b>Diarylpropanes</b>		
187	combrequinone A	<i>C. yannanense</i>	[53]
188	combrequinone B	<i>C. yannanense</i>	[53]
189	combrequinone C	<i>C. yannanense</i>	[53]
190	combretol A	<i>C. yannanense</i>	[54]
191	combretol B	<i>C. yannanense</i>	[54]
192	combretol C	<i>C. yannanense</i>	[54]
193	combretol D	<i>C. yannanense</i>	[54]
194	combretol E	<i>C. yannanense</i>	[54]



(Table 1) contd....

No	Compound Name	Botanical Source	Reference
195	1-(2-methoxy-4-hydroxyphenyl) 3-(3-hydroxy-4-methoxy phenyl)-propane	<i>C. yannanense</i>	[53]
196	1-(4-hydroxy-2,5-dimethoxyphenyl)-3-(4-hydroxy-3-methoxyphenyl)propane	<i>C. griffithii</i>	[55]
197	1-(3-hydroxy-2,4-dimethoxyphenyl)-3-(4-hydroxy-3-methoxyphenyl)propane	<i>C. griffithii</i>	[55]
198	1-(4,5-dihydroxy-2-methoxyphenyl)-3-(3,4-dimethoxyphenyl)propane	<i>C. griffithii</i>	[55]
199	1-(2-hydroxy-4-methoxyphenyl)-3-(4-hydroxy-3-methoxyphenyl)propane	<i>C. griffithii</i>	[55]
200	1-[2-(5-methoxy-1,4-benzoquinone)] )-3-(4-hydroxy-3-methoxyphenyl)propane	<i>C. griffithii</i>	[55]
<b>Phenanthrenes and 9,10-Dihydrophenanthrenes</b>			
201	4,7-dihydroxy-2,3,6-trimethoxyphenanthrene	<i>C. molle</i> , <i>C. apiculatum</i>	[56]
202	2,6-dihydroxy-3,4,7-trimethoxyphenanthrene	<i>C. apiculatum</i>	[56]
203	4,6,7-trihydroxy-2,3-dimethoxyphenanthrene	<i>C. molle</i> <i>C. apiculatum</i>	[56]
204	2,3,7-dihydroxy-4,6-trimethoxyphenanthrene	<i>C. apiculatum</i>	[56]
205	3,6,7-dihydroxy-2,4-dimethoxyphenanthrene	<i>C. apiculatum</i>	[56]
206	3,7-dihydroxy-2,4,6-trimethoxyphenanthrene	<i>C. apiculatum</i>	[56]
207	7-hydroxy-2,4,6-trimethoxyphenanthrene	<i>C. psidioides</i>	[56]
208	7-hydroxy-2,3,4,6-tetramethoxyphenanthrene	<i>C. psidioides</i> <i>C. cafrum</i>	[56]
209	2,7-dihydroxy-3,4,6-trimethoxyphenanthrene	<i>C. psidioides</i> <i>C. cafrum</i>	[56]
210	2,6,7-trihydroxy-3,4-dimethoxyphenanthrene	<i>C. psidioides</i>	[56]
211	3,6-dihydroxy-2,4,7-trimethoxyphenanthrene	<i>C. hereroense</i>	[56]
212	2,6-dihydroxy-3,4,7-trimethoxy-9,10-dihydrophenanthrene	<i>C. molle</i> <i>C. apiculatum</i>	[56]
213	4,7-dihydroxy-2,6-dimethoxy-9,10-dihydrophenanthrene	<i>C. apiculatum</i>	[56]
214	2,6-dihydroxy-4,7-trimethoxy-9,10-dihydrophenanthrene	<i>C. apiculatum</i>	[56]
215	4,7-dihydroxy-2,3,6-trimethoxy-9,10-dihydrophenanthrene	<i>C. molle</i> <i>C. apiculatum</i>	[56]
216	2-hydroxy-3,4,6,7-tetramethoxy-9,10-dihydrophenanthrene	<i>C. apiculatum</i> <i>C. cafrum</i>	[56]
217	6,7-dihydroxy-2,3,4-trimethoxy-9,10-dihydrophenanthrene	<i>C. apiculatum</i> <i>C. cafrum</i>	[56]
218	4,6,7-trihydroxy-2,3-dimethoxy-9,10-dihydrophenanthrene	<i>C. molle</i> <i>C. apiculatum</i>	[56]
219	7-hydroxy-2,4,6-trimethoxy-9,10-dihydrophenanthrene	<i>C. psidioides</i>	[56]
220	7-hydroxy-2,3,4,6-tetramethoxy-9,10-dihydrophenanthrene	<i>C. psidioides</i> <i>C. apiculatum</i>	[56]
221	2,7-dihydroxy-3,4,6-trimethoxy-9,10-dihydrophenanthrene	<i>C. psidioides</i> <i>C. apiculatum</i> <i>C. cafrum</i>	[56]
222	2,6,7-trihydroxy-3,4-dimethoxy-9,10-dihydrophenanthrene	<i>C. psidioides</i>	[56]
223	3,6-dihydroxy-2,4,7-trimethoxy-9,10-dihydrophenanthrene	<i>C. hereroense</i>	[57]

(Table 1) contd....

No	Compound Name	Botanical Source	Reference
<b>Stilbenes and Dihydrostilbenes</b>			
224	combretastatin A-1	<i>C. cafrum</i> <i>C. erythrophyllum</i>	[58,59]
225	(-)-combretastatin	<i>C. erythrophyllum</i>	[59]
226	combretastatin A-1,2'- $\beta$ -D-glucoside	<i>C. erythrophyllum</i>	[59]
227	combretastatin B-1,2'- $\beta$ -D-glucoside	<i>C. erythrophyllum</i>	[59]
228	combretastatin A-4	<i>C. cafrum</i>	[60]
229	combretastatin B-5	<i>C. woodii</i>	[61]
230	3,4'-dihydroxy-4,5-dimethoxybibenzyl	<i>C. molle</i>	[62]
231	4'-hydroxy-3,4,5-trimethoxybibenzyl	<i>C. psidioides</i>	[63]
232	4,4'-dihydroxy-3,5-dimethoxybibenzyl	<i>C. psidioides</i>	[63]
233	3-hydroxy-2,3'-methoxybibenzyl	<i>C. apiculatum</i>	[64]
234	2'-hydroxy-3,4,5-trimethoxybibenzyl	<i>C. apiculatum</i>	[64]
235	2,3'-dihydroxy-4',5'-dimethoxybibenzyl	<i>C. apiculatum</i>	[64]
236	2,4'-dihydroxy-3,5-dimethoxybibenzyl	<i>C. apiculatum</i>	[64]
237	3'-hydroxy-3,4,5-trimethoxybibenzyl	<i>C. apiculatum</i>	[64]

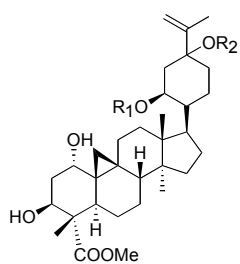
methyl ester (15), quadrangularic acid E-H (38,16,18,23), J-M (17, 24, 25, 22), methyl quadrangularate A-C, D, I, N, O, P (29-31, 34, 19, 36, 33, 44), 24-epiquadrangularic acid M, G, L (20, 21, 26), norquadrangularic acid A-C (28, 44, 45), methyl 24-epiquadrangularate C (32), quadrangularol A and B (35, 37), quadranoside I-XI (61, 50, 62, 57, 63, 66-69, 72-73), jessic acid (43), 23-deoxojessic acid (39), methyl 23-deoxojessate (42), 7-hydroxy-23-deoxojessic acid (27), 1-O-acetyl-23-deoxojessic acid (40), arjunic acid (52), 6 $\beta$ -hydroxyarjunic acid (51), arjunolic acid (53), arjunglucoside II (54), arjunetin (74), arjungenin (6), asiatic acid (80), 19 $\alpha$ -hydroxyasiatic acid (55), 6 $\beta$ -hydroxyhovenic acid (49), betulinic acid (47), 2 $\alpha$ ,6 $\beta$ -dihydroxybetulinic acid (48), 2 $\alpha$ ,3 $\beta$ ,23-trihydroxyurs-12,18-dien-oic acid (58), glucosyl 2 $\alpha$ ,3 $\beta$ ,23-trihydroxyurs-12,18-dien-28-oate (59), glucosyl 2 $\alpha$ ,3 $\beta$ ,23-trihydroxyurs-12,19(20)-dien-28-oate (60), 2 $\alpha$ ,3 $\beta$ ,23-trihydroxyurs-12,19-dien-28-oic acid  $\beta$ -D-glucopyranosyl (64), 28-O- $\beta$ -D-glucopyranosyl-6 $\beta$ ,23-dihydroxytormentonic acid (71),  $\beta$ -D-glucopyranosyl 2 $\alpha$ ,3 $\beta$ ,6 $\beta$ -trihydroxyolean-12-en-28-oate (79), 4 $\beta$ ,14 $\alpha$ -dimethyl-5 $\alpha$ -ergosta-9 $\beta$ ,19-cyclo-24(31)-en-3 $\beta$ -hydroxy-4 $\alpha$ -carboxylic acid (41), ursolic acid (115), pinfaensin (65), rosamutin (70) nigaichigoside F1 (56), chebuloside II (75), combretanones A-G (123-129), combretic acid A and B (130-131) [23-30, 45].

Nine 1,3-hydroxylated pentacyclic olean-12-ene triterpenoids were isolated from the leaves of south African *Combretum imberbe* by preparative HPLC. Complete spectral analysis of these compounds showed that they are, imberbic acid (84), 1-hydroxyolean-12-en-30-oic acid (85), 3,30-dihydroxyolean-12-en-29-one (86), 1,3,24-trihydroxyolean-12-en-29-oic acid (87), 1,23-dihydroxyolean-12-en-29-oic

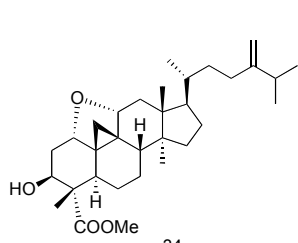
acid-3 $\beta$ -O-2,4-diacetyl-1-rhamnopyranoside (88) [36]. Four other glycoside derivatives of the above triterpenoids type were also isolated from the leaves of the same species and named, 1 $\alpha$ ,3 $\beta$ -dihydroxyolean-12-en-29-oic acid 23-O- $\alpha$ -L-(4-acetyl-rhamnopyranoside) (89), 1 $\alpha$ ,3 $\beta$ ,23-trihydroxyolean-12-en-29-oate 23-O- $\alpha$ -(3,4-diacetyl-rhamnopyranoside) (90), 1 $\alpha$ ,3 $\beta$ ,23-trihydroxyolean-12-en-29-oate 23-O- $\alpha$ -(3,4-diacetyl-rhamnopyranosyl)-29-O- $\alpha$ -rhamnopyranoside (91), 1 $\alpha$ ,3 $\beta$ ,23-trihydroxyolean-12-en-29-oate 23-O- $\alpha$ -(4-acetoxy-rhamnopyranosyl)-29- $\alpha$ -rhamnopyranoside (92) [37]. Another compounds with a similar skeleton 1 $\alpha$ ,23 $\beta$ -dihydroxyolean-12-en-29-oic acid-23 $\beta$ -O- $\alpha$ -4-acetyl-rhamno-pyranoside (93) was isolated from the dichloromethane extract of the leaves of South African *C. padoides* leaves together with 1,22-dihydroxyolean-12-en-30-oic acid (94) [38] and *C. leprosum* led to the isolation of 3 $\beta$ ,6 $\beta$ ,16 $\beta$ -trihydroxylup-20(29)-ene (95), 4 $\alpha$ -carboxy-3 $\beta$ ,16 $\alpha$ -dihydroxycycloart-24-ene (96) and 4 $\alpha$ -carboxy-1 $\alpha$ ,3 $\beta$ -dihydroxy-25-hydroperoxy-trans-cycloart-23(24)-ene (97) [39].

Bioassay-guided purification of the ethyl acetate extracts obtained from the leaves and flowers of *Combretum sudaicum* led to the isolation of 10 pentacyclic triterpenoids possessing olean-12-en-28-oic acid and olean-12-en-29-oic acid aglycons. These compounds are presented in (Table 1) and named, 23-acetoxy-3 $\beta$ -acetylimerbic acid (98), 23-acetoxyimerbic acid-29-methyl ester (99), 23-O-[ $\alpha$ -L-(3',4'-diacetyl-rhamnopyranosyl)]-3 $\beta$ -acetylimerbic acid (100), 23-O-[ $\alpha$ -L-(4'-acetyl-rhamnopyranosyl)]-3 $\beta$ -acetylimerbic acid (101), 23-O-[ $\alpha$ -L-(4'-acetyl-rhamnopyranosyl)]-3 $\beta$ -acetylimerbic acid-29-methyl ester (102), 23-O-[ $\alpha$ -L-(2',4'-diacetyl-rhamnopyranosyl)]imerbic acid (103), 1-O-[ $\alpha$ -L-

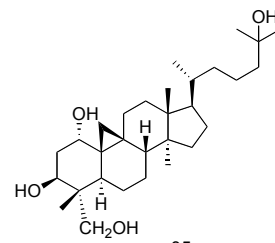




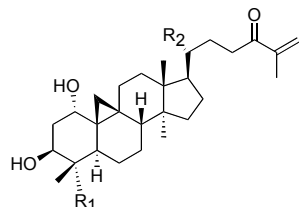
31 : R1 = Me R2 = b-H  
 32 : R1 = Me R2 = a-H  
 33 : R1 = H R2 = b-H



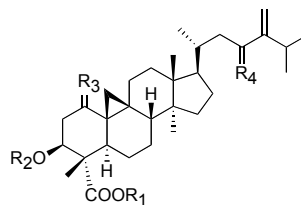
34



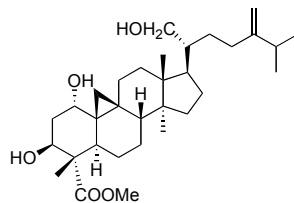
35



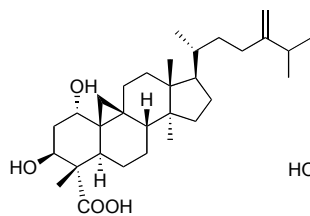
36 : R1 = COOMe R2 = CHO  
 37 : R1 = CH2OH R2 = Me



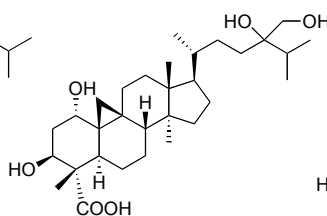
38 : R1 = R2 = H R3 = O R4 = CH2  
 39 : R1 = R2 = H R3 = a-OH b-H R4 = CH2  
 40 : R1 = R2 = H R3 = a-OAc b-H R4 = CH2  
 41 : R1 = R2 = H R3 = R4 = CH2  
 42 : R1 = CH3 R2 = H R3 = a-OH b-H R4 = CH2  
 43 : R1 = R2 = H R3 = a-OH b-H R4 = O



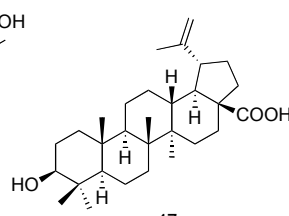
44



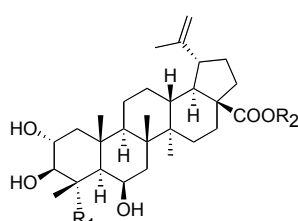
45



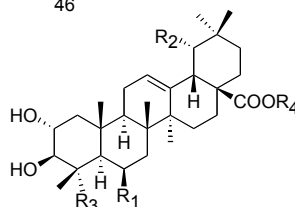
46



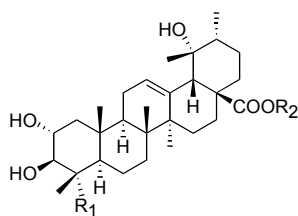
47



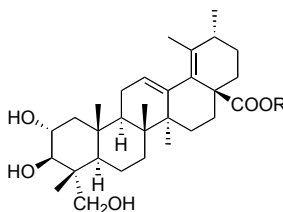
48 : R1 = CH3 R2 = H  
 49 : R1 = CH2OH R2 = H  
 50 : R1 = CH2OH R2 = glc



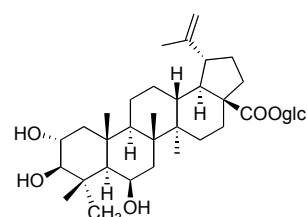
51 : R1 = OH R2 = OH R3 = CH3 R4 = H  
 52 : R1 = H R2 = OH R3 = CH3 R4 = H  
 53 : R1 = H R2 = H R3 = CH2OH R4 = H  
 54 : R1 = H R2 = H R3 = CH2OH R4 = glc  
 55 : R1 = H R2 = OH R3 = CH2OH R4 = glc



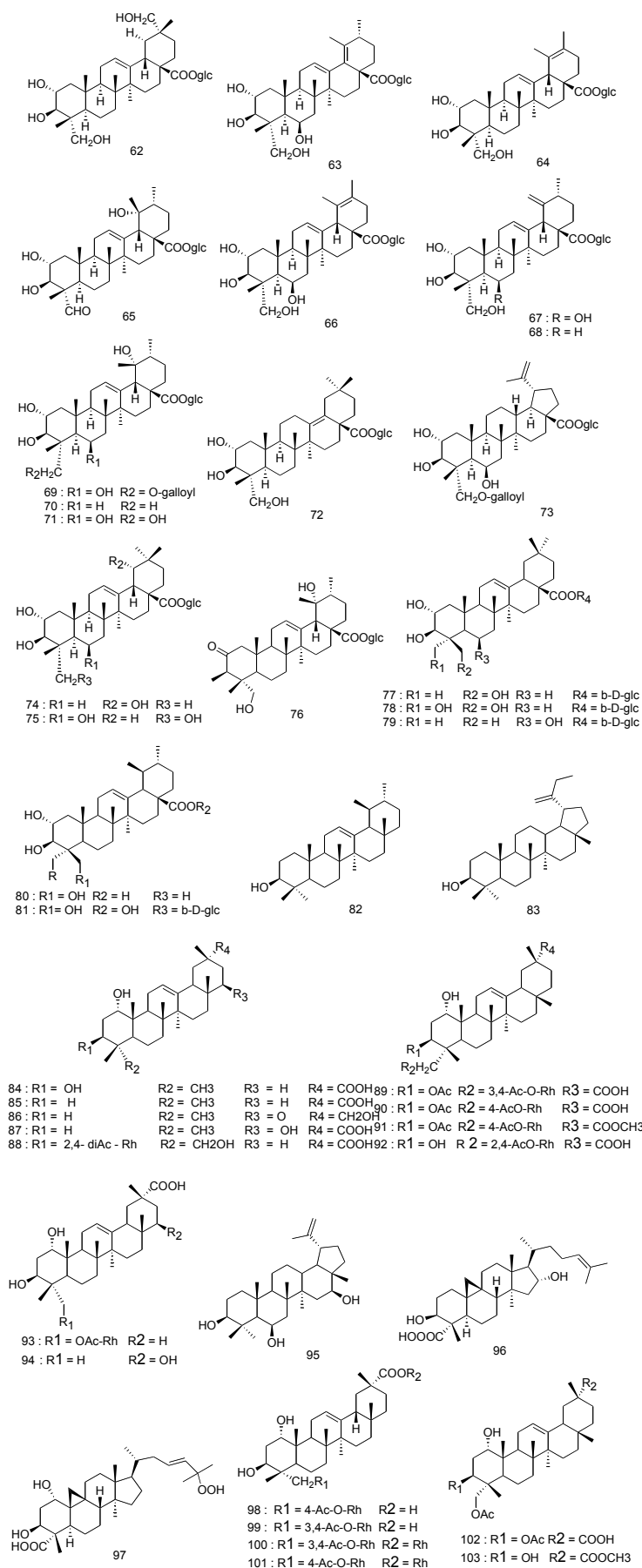
56 : R1 = CH2OH R2 = H  
 57 : R1 = CH2OH R2 = glc  
 58 : R1 = CH3 R2 = glc



59 : R = H  
 60 : R = glc



61



(rhamnopyranosyl)]-23-acetoxy-3 $\beta$ -acetylimerbic acid (**104**), 1-*O*-[ $\alpha$ -L-(rhamnopyranosyl)]-23-acetoxyimerbic acid-29-methyl ester (**105**), 1-*O*-[ $\alpha$ -L-(rhamnopyranosyl)]-23-acetoxy-3 $\beta$ -acetylimerbic acid-29-methyl ester (**106**), 23-*O*-[ $\alpha$ -L-(4'-acetylimerbic acid)]imerbic acid (**108**) [41].

In addition,  $\beta$ -D-glucopyranosyl 3 $\beta$ ,19 $\alpha$ -dihydroxy-2-oxo-urs-12-en-28-oate (**76**) was isolated from the leaves of Cameroonian *C. bracteatum* [32];  $\beta$ -D-glucopyranosyl 2 $\alpha$ ,3 $\beta$ ,24-trihydroxyolean-12-en-28-oate (**77**), bellericoside (**78**),  $\beta$ -D-glucopyranosyl 2 $\alpha$ ,3 $\beta$ ,6 $\beta$ -trihydroxyolean-12-en-28-oate (**79**), asiatic acid (**80**),  $\beta$ -D-glucopyranosyl 2 $\alpha$ ,3 $\beta$ ,23,24-tetrahydroxyurs-12-en-28-oate (**81**) from stems of *C. laxum* [33];  $\alpha$ -myrin (**82**), lupeol (**83**) from *C. micranthum* [34]; ursolic acid (**115**), corosolic acid (**116**), oleanolic acid (**117**), maslinic acid (**118**) from *C. vendee* and *C. Zeyheri* [39,40]; 3 $\beta$ -hydroxyolean-12-en-28-oic acid (**107**), 23-*O*-[ $\alpha$ -L-(4'-acetylimerbic acid)]imerbic acid (**108**), 23-acetoxy-3 $\beta$ -acetylimerbic acid-29-methyl ester (**109**), 23-*O*-[ $\alpha$ -L-rhamnopyranosyl]-1,3  $\beta$ -diacetylimerbic acid (**110**) from *C. oliviforme* [42]; 11 $\alpha$ -acetoxy-20,24-epoxy-25-hydroxy-dammar-3-one (**111**), 20,24-epoxy-11 $\alpha$ ,25-dihydroxy-dammar-3-one (**112**), 20,24-epoxy-12 $\beta$ ,25-dihydroxy-dammar-3-one (**113**), arcapitin A (**114**) from *C. nigricans* [43]; 2 $\alpha$ ,3 $\beta$ -dihydroxyurs-12-en-28-oic acid (**118**) 6 $\beta$ -hydroxymaslinic acid (**120**) terminolic acid (**121**), methylsumaresinolate (**122**) were isolated from *C. Zeyheri* [44]; 3-oxo-cycloart-1,11,24-trien-23,21-olide (**132**) from *C. erythrophyllum* [47]; 3 $\beta$ ,16 $\alpha$ -dihydroxy-13(17)-mansumbinen-28-oic acid (**133**) from *C. coccineum* [48] and (16R)-16-*O*- $\alpha$ -L-arabinofuranosyl-3 $\beta$ -hydroxydammar-20,24-dièn-29-oic acid (**134**), (16R)-16-*O*- $\alpha$ -L-arabinosyl-3 $\beta$ -hydroxymansumbin-13-en-28-oic acid (**135**) from *C. rotundifolium* [49].

## Phenolic Compounds

### Flavonoids

Flavonoids are also one of the major components of the genus *Combretum*. A total of 51 flavonoids belonging to the flavonols, flavanone, flavonones and chalcone structural groups (**136-186**) have been isolated and identified from *Combretum* species (Table 2).

Chemical investigation of the leaves of *C. quadrangulare* resulted in the isolation and structural determination of 9 flavonoids. These compounds are, kamatakenin (**136**), iso-kaempferide (**137**), 5,7,4'-trihydroxy-3,3'-dimethoxyflavone (**138**), 5,4'-dihydroxy-3,7,3'-trimethoxyflavone (**139**), (+)-catechin (**140**) [25], (+)-gallocatechin (**141**), (-)-epicatechin (**142**), (-)-epigallocatechin (**143**), vitexin (**144**) [31,34], 5,7,3',5'-tetrahydroxy-3,4'-dimethoxyflavone (**145**), combretol (**146**), 3',5'-dihydroxy-3,4',5,7-tetramethoxyflavone (**147**), 3',5'-dihydroxy-3,4',5,7-tetramethoxyflavone (**148**), quercetin 3,4'-dimethyl ether (**149**), myricetin 3,3',4'-trimethyl ether (**150**) [45].

*C. micranthum* was also reported to possess various and special types of flavonoid skeletons. Some of the identified compounds are, 3',4',5,7-tetrahydroxyflavan (**151**), 3',4',5',5,7-pentahydroxyflavan (**152**), isovitexin (**153**), orientin (**154**), homoorientin (**155**), myricetin-3-*O*-glucoside

(**156**), 2''-*O*-galloylvotexin (**157**), 2''-*O*-galloylisovitexin (**158**), 2''-*O*-galloylorientin (**159**), 2''-*O*-galloylhomoorientin (**160**). New ring structures named piperidine-Flavan alkaloids were isolated from the nBuOH fraction of the leaves of *C. micranthum*. The 8 kinkeloids as they were named are, kinkeloid A<sub>1</sub> (**161**), kinkeloid A<sub>2</sub> (**162**), kinkeloid B<sub>1</sub> (**163**), kinkeloid B<sub>2</sub> (**164**), kinkeloid C<sub>1</sub> (**165**), kinkeloid C<sub>2</sub> (**166**), kinkeloid D<sub>1</sub> (**167**), kinkeloid D<sub>2</sub> (**168**) [34].

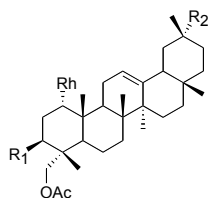
Apigenin (**169**), genkwanin (**170**), 5-hydroxy-7,4'-dimethoxyflavone (**171**), rhamnocitrin (**172**), kaempferol (**173**), quercetin-5,3'-dimethylether (**174**) and rhamnazin (**175**) was identified as flavonoid constituents from *C. erythrophyllum* [50]. Quercetin (**178**), 3-*O*-methylquercetin (**179**), quercetrin (**180**), 5,3',4'-trihydroxy-3,7-dimethoxyflavone (**181**) and 5,3'-dihydroxy-3,7,4'-trimethoxyflavone (**182**) was also isolated from *C. leprosum* [39,40]; cardamonin (**183**) and pinocembrin (**184**) from *C. apiculatum* [51]; dillenetin (**176**) and isorhamnetin (**177**) from *C. lanceolatum* [52] and 2,4,4'-trihydroxychalcon (**185**) and eriodictyol (**186**) from *C. yunnanense* [53].

### Diarylpropanes

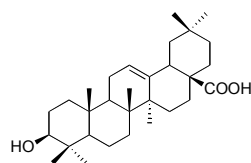
Nine 1,3-diarylpropanes, combrequinone A-C (**187-189**), combretol A-E (**190-194**) and 1-(2-methoxy-4-hydroxyphenyl) 3-(3-hydroxy-4-methoxy phenyl)-propane (**195**) were isolated from the aerial parts of *C. yunnanense* [53,54]. Investigations of the methanolic extract of stem of *C. griffithii* led to the isolation and structural elucidation of five other diarylpropanes named, 1-(4-hydroxy-2,5-dimethoxyphenyl)-3-(4-hydroxy-3-methoxyphenyl)propane (**196**), 1-(3-hydroxy-2,4-dimethoxyphenyl)-3-(4-hydroxy-3-methoxyphenyl)propane (**197**), 1-(4,5-dihydroxy-2-methoxyphenyl)-3-(3,4-dimethoxyphenyl)propane (**198**), 1-(2-hydroxy-4-methoxyphenyl)-3-(4-hydroxy-3-methoxyphenyl)propane (**199**) and 1-[2-(5-methoxy-1,4-benzoquinone)]-3-(4-hydroxy-3-methoxyphenyl)propane (**200**) [55].

### Phenanthrenes and 9, 10-Dihydrophenanthrenes

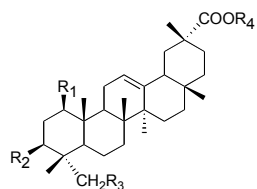
Several phenanthrenes and 9, 10-dihydrophenanthrenes have been isolated from various species of the genus *Combretum*. They are, 4,7-dihydroxy-2,3,6-trimethoxyphenanthrene (**201**), 2,6-dihydroxy-3,4,7-trimethoxyphenanthrene (**202**), 4,6,7-trihydroxy-2,3-dimethoxyphenanthrene (**203**), 2,3,7-dihydroxy-4,6-trimethoxyphenanthrene (**204**), 3,6,7-dihydroxy-2,4-dimethoxyphenanthrene (**205**), 3,7-dihydroxy-2,4,6-trimethoxyphenanthrene (**206**) from the heartwood of *C. apiculatum*; 7-hydroxy-2,4,6-trimethoxyphenanthrene (**207**), 7-hydroxy-2,3,4,6-tetramethoxyphenanthrene (**208**), 2,7-hydroxy-3,4,6-tetramethoxyphenanthrene (**209**), 2,6,7-trihydroxy-3,4-dimethoxyphenanthrene (**210**) from the heartwood of *C. Psidioides* and 3,6-dihydroxy-2,4,7-trimethoxyphenanthrene (**211**) from the heartwood of *C. Hereroense* for phenanthrenes and 2,6-dihydroxy-3,4,7-trimethoxy-9,10-dihydrophenanthrene (**212**), 4,7-dihydroxy-2,6-dimethoxy-9,10-dihydrophenanthrene (**213**), 2,6-dihydroxy-4,7-dimethoxy-9,10-dihydrophenanthrene (**214**), 4,7-dihydroxy-2,3,6-trimethoxy-9,10-dihydrophenanthrene (**215**), 2-hydroxy-3,4,6,7-tetramethoxy-9,10-dihydrophenanthrene (**216**),



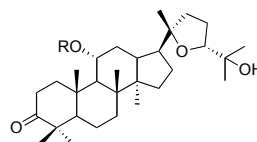
104 : R1 = OAc R2 = COOH  
 105 : R1 = OH R2 = COOCH3  
 106 : R1 = OAc R2 = COOCH3



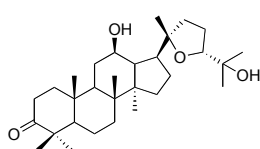
107



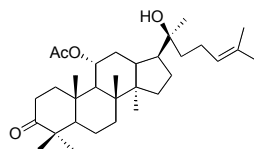
108 : R1 = OH R2 = OH R3 = 4-Ac-O-Rh R4 = H  
 109 : R1 = OH R2 = Ac R3 = OAc R4 = Me  
 110 : R1 = R2 = Ac R3 = -O-Rh R4 = H



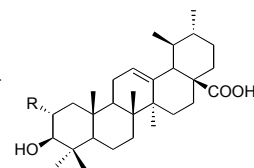
111 : R = Ac  
 112 : R = H



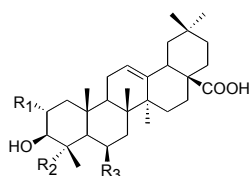
113



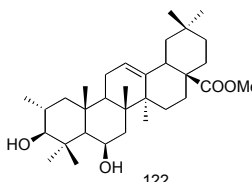
114



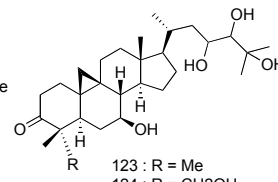
115 : R = H  
 116 : R = OH



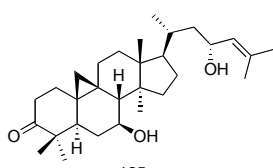
117 : R1 = H R2 = Me R3 = H  
 118 : R1 = OH R2 = Me R3 = H  
 119 : R1 = OH R2 = Me R3 = H  
 120 : R1 = OH R2 = Me R3 = OH  
 121 : R1 = OH R2 = CH2OH R3 = OH



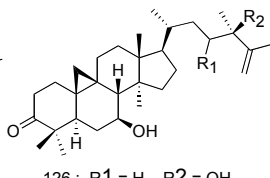
122



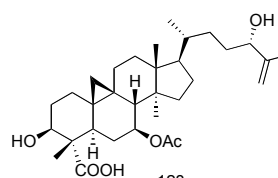
123 : R = Me  
 124 : R = CH2OH



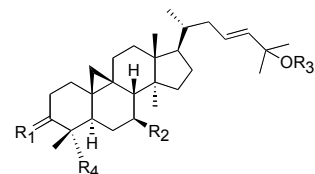
125



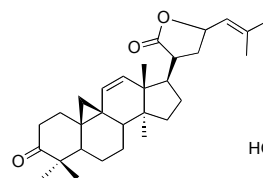
126 : R1 = H R2 = OH  
 127 : R1 = HO R2 = H



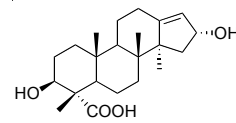
128



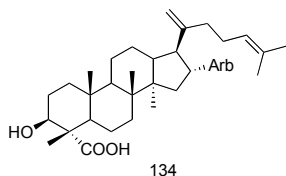
129 : R1 = O R2 = H R3 = H R4 = Me  
 130 : R1 = O R2 = H R3 = Me R4 = Me  
 131 : R1 = b-OH R2 = Ac R3 = H R4 = COOH



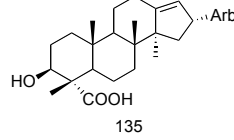
132



133



134



135

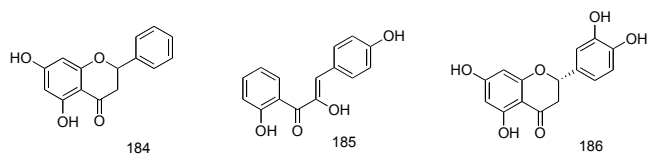
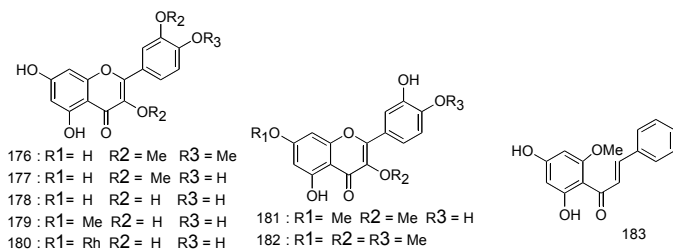
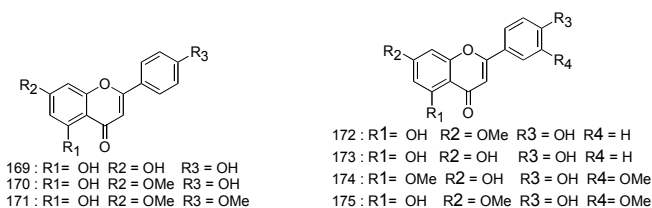
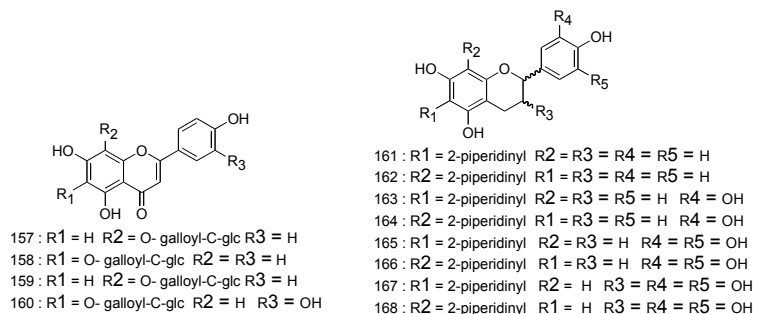
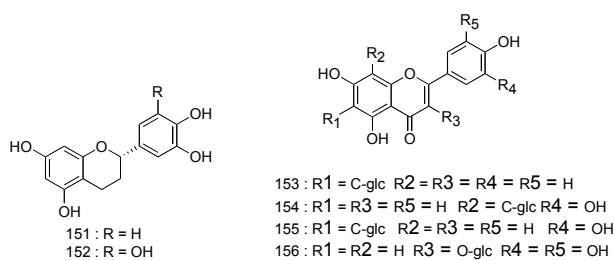
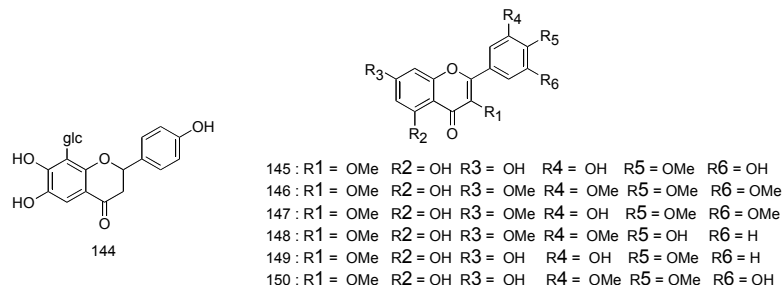
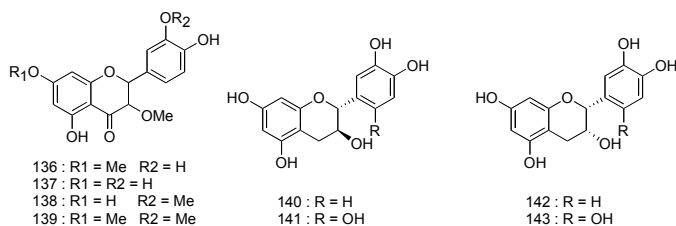
Table 2. Other Non-essential Oil Compounds Isolated and Identified from Combretum

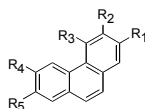
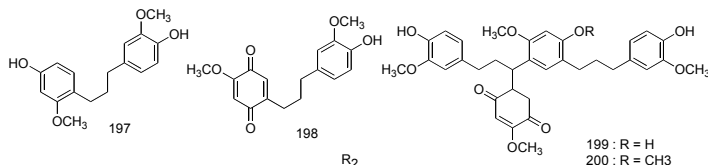
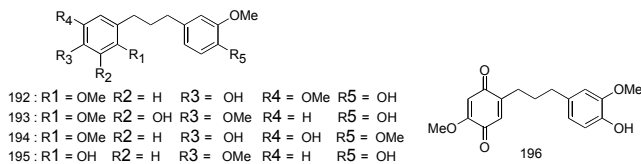
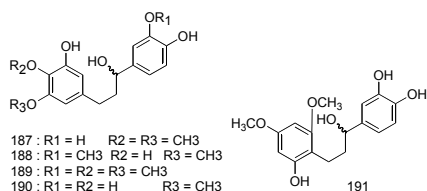
No	Compound Name	Botanical Source	Reference
<b>Gallic acid and derivatives</b>			
238	gallic acid	<i>C. quadrangulare</i>	[29]
239	methyl gallate	<i>C. quadrangulare</i> <i>C. erythrophyllum</i>	[29,62]
240	1- <i>O</i> -galloyl-6- <i>O</i> -(4-hydroxy-3,5-dimethoxy)benzoyl- $\beta$ -D-glucose	<i>C. quadrangulare</i>	[65]
<b>Ellagic acid and derivatives</b>			
241	ellagic acid	<i>C. yannanense</i>	[66]
242	4-( $\alpha$ -rhamnopyranosyl)ellagic acid	<i>C. yannanense</i>	[66]
243	4-(4''- <i>O</i> -acetyl- $\alpha$ -rhamnopyranosyl)ellagic acid	<i>C. yannanense</i>	[66]
244	3,3',4'-tri- <i>O</i> -methylflavellagic acid	<i>C. kraussii</i>	[67]
245	3,3'-di- <i>O</i> -methylellagic acid	<i>C. kraussii</i>	[67]
246	3,4,3'-tri- <i>O</i> -methylflavellagic acid-4'- $\beta$ -D-glucoside	<i>C. kraussii</i>	[67]
247	2,3-( <i>S</i> )-hexahydroxydiphenoyl-D-glucose	<i>C. glutinosum</i>	[68]
248	punicalin	<i>C. glutinosum</i>	[68]
249	punicalagin	<i>C. molle</i> <i>C. glutinosum</i>	[20,68]
250	combreglutinin	<i>C. glutinosum</i>	[68]
<b>Steroids</b>			
251	$\beta$ -sitosterol	<i>C. quadrangulare</i> , <i>C. yannanense</i>	[26,54]
252	$\beta$ -sitosterol glucoside	<i>C. quadrangulare</i>	[29]
253	24-ethylcholesta-7,22,25-triene-3- <i>O</i> - $\beta$ -D-glucopyranoside	<i>C. padoides</i>	[38]
254	D-glucopyranoside-3 $\beta$ -stigmast-5-en-3-yl	<i>C. leprosum</i>	[40]
<b>Isolariciresinols</b>			
255	5-methoxy(-)-isolariciresinol	<i>C. quadrangulare</i>	[29]
256	5-methoxy-9 $\beta$ -xylopyranosyl(-)-isolariciresinol	<i>C. quadrangulare</i>	[29]
<b>Cyclobutanes</b>			
257	1 $\alpha$ ,2 $\beta$ -di-(2,6-dimethoxy-4-hydroxybenzoyl)-(3 $\alpha$ ,4 $\beta$ )-diphenylcyclobutane	<i>C. albopunctatum</i>	[69]
258	1 $\alpha$ -(2-methoxy-4,6-dihydroxy-benzoyl)-2 $\beta$ -(2,6-dimethoxy-4-hydroxybenzoyl)-(3 $\alpha$ ,4 $\beta$ )-diphenylcyclobutane	<i>C. albopunctatum</i>	[69]
<b>Lipids</b>			
259	1,2-di- <i>O</i> - $\alpha$ -linolenoyl-3- <i>O</i> - $\beta$ -D-galactopyranosyl- <i>sn</i> -glycerol	<i>C. bracteatum</i>	[32]
260	1,2-di- <i>O</i> - $\alpha$ -linolenoyl-3- <i>O</i> -[ $\alpha$ -D-galactopyranosyl-(1 6)- <i>O</i> - $\beta$ -D-galactopyranosyl]- <i>sn</i> -glycerol	<i>C. bracteatum</i>	[32]
<b>Coumarin</b>			
261	scopoletin	<i>C. yannanense</i>	[54]

6,7-dihydroxy-2,3,4-trimethoxy-9,10-dihydrophenanthrene (217) and 4,6,7-trihydroxy-2,3-dimethoxy-9,10-dihydrophenanthrene (218) from *C. apiculatum*; 7-hydroxy-2,4,6-trimethoxy-9,10-dihydrophenanthrene (219), 7-hydroxy-

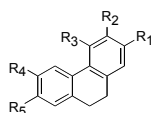
2,3,4,6-tetramethoxy-9,10-dihydrophenanthrene (220), 2,7-dihydroxy-3,4,6-trimethoxy-9,10-dihydrophenanthrene (221), 2,6,7-trihydroxy-3,4-dimethoxy-9,10-dihydrophenanthrene (222) *C. Psidioides*, 3,6-dihydroxy-2,4,7-



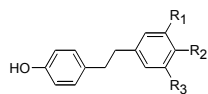
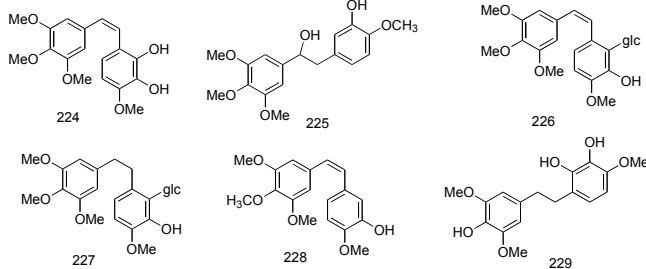




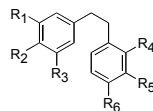
- 201 : R1 = OMe R2 = OMe R3 = OH R4 = OMe R5 = OH  
 202 : R1 = OH R2 = OMe R3 = OMe R4 = OH R5 = OMe  
 203 : R1 = OMe R2 = OMe R3 = OH R4 = OH R5 = OH  
 204 : R1 = OH R2 = OH R3 = OMe R4 = OMe R5 = OH  
 205 : R1 = OMe R2 = OH R3 = OMe R4 = OH R5 = OH  
 206 : R1 = OMe R2 = OH R3 = OMe R4 = OMe R5 = OH  
 207 : R1 = OMe R2 = H R3 = OMe R4 = OMe R5 = OH  
 208 : R1 = OMe R2 = OMe R3 = OMe R4 = OH R5 = OH  
 209 : R1 = OH R2 = OMe R3 = OMe R4 = OMe R5 = OH  
 210 : R1 = OH R2 = OMe R3 = OMe R4 = OH R5 = OH  
 211 : R1 = OMe R2 = OH R3 = OMe R4 = OH R5 = OMe



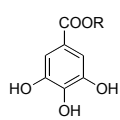
- 213 : R1 = OH R2 = OMe R3 = OMe R4 = OH R5 = OMe  
 214 : R1 = OH R2 = H R3 = OMe R4 = OH R5 = OMe  
 215 : R1 = OMe R2 = OMe R3 = OH R4 = OMe R5 = OH  
 216 : R1 = OMe R2 = OMe R3 = OH R4 = OH R5 = OH  
 217 : R1 = OMe R2 = OMe R3 = OMe R4 = OH R5 = OH  
 218 : R1 = OH R2 = OMe R3 = OMe R4 = OMe R5 = OMe  
 219 : R1 = OMe R2 = H R3 = OMe R4 = OMe R5 = OH  
 220 : R1 = OMe R2 = OMe R3 = OMe R4 = OMe R5 = OH  
 221 : R1 = OH R2 = OMe R3 = OMe R4 = OMe R5 = OH  
 222 : R1 = OH R2 = OMe R3 = OMe R4 = OH R5 = OH  
 223 : R1 = OMe R2 = OH R3 = OMe R4 = OH R5 = OMe



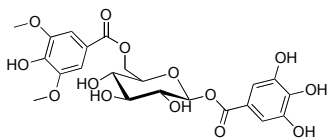
- 230 : R1 = OMe R2 = OMe R3 = OH  
 231 : R1 = OMe R2 = OMe R3 = OMe  
 232 : R1 = OMe R2 = OH R3 = OMe



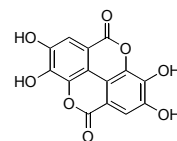
- 233 : R1 = OMe R2 = H R3 = H R4 = H R5 = OH R6 = OMe  
 234 : R1 = OMe R2 = OMe R3 = OMe R4 = H R5 = H R6 = OH  
 235 : R1 = OMe R2 = OMe R3 = OH R4 = H R5 = H R6 = OH  
 236 : R1 = OMe R2 = OH R3 = OMe R4 = H R5 = H R6 = OH  
 237 : R1 = OMe R2 = OMe R3 = OMe R4 = H R5 = OH R6 = H



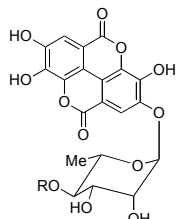
238 : R = H  
239 : R = Me



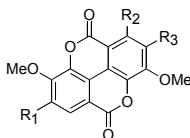
240



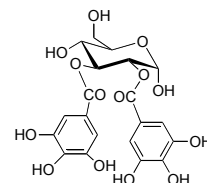
241



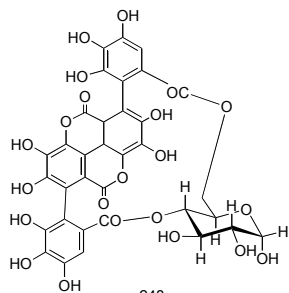
242 : R = H  
243 : R = Ac



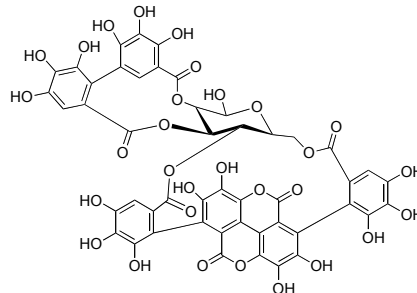
244 : R1 = OMe R2 = OH R3 = OH  
245 : R1 = OH R2 = H R3 = OH  
246 : R1 = OMe R2 = OH R3 = glc



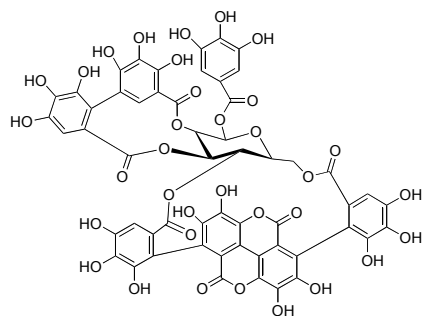
247



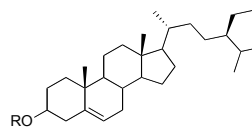
248



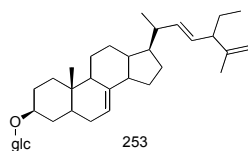
249



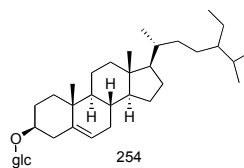
250



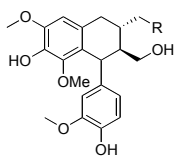
251 : R = H  
252 : R = glc



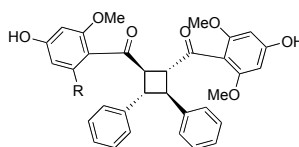
253



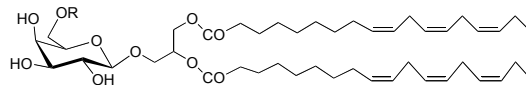
254



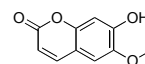
255 : R = OH  
256 : R = xylopyranosyl



257 : R = OH  
258 : R = OMe



259 : R = H  
260 : R = a-D-galac



261

trimethoxy-9,10-dihydrophenanthrene (**223**) from *C. Here-ronse* for 9, 10-dihydrophenanthrenes [56-60].

### Stilbenes and Dihydrostilbenes

Six stilbenes and eight dihydrostilbenes have been isolated and identified from the *Combretum* species. These compounds include combretastatin A-1 (**224**), (-)-combretastatin (**225**), combretastatin A-1,2'- $\beta$ -D-glucoside (**226**), combretastatin B-1,2'- $\beta$ -D-glucoside (**227**) from *C. erythrophyllum*; combretastatin A-4 (**228**) from the stem wood of *C. Cafrum*; combretastatin B-5 (**229**) from the leaves of South African *C. woodii*; 3,4'-dihydroxy-4,5-dimethoxybibenzyl (**230**) from *C. molle*; 4'-hydroxy-3,4,5-trimethoxybibenzyl (**231**) and 4,4'-dihydroxy-3,5-dimethoxybibenzyl (**232**) from *C. Psidioides* and, 3-hydroxy-2,3'-methoxybibenzyl (**233**), 2'-hydroxy-3,4,5-trimethoxybibenzyl (**234**), 2,3'-dihydroxy-4',5'-dimethoxybibenzyl (**235**), 2,4'-dihydroxy-3,5-dimethoxybibenzyl (**236**) and 3'-hydroxy-3,4,5-trimethoxybibenzyl (**237**) from the leaves and stem barks of *C. apiculatum* [56, 58, 60-64].

### Others Compounds

Gallic acid (**238**), methyl gallate (**239**) and 1-*O*-galloyl-6-*O*-(4-hydroxy-3,5-dimethoxy)benzoyl- $\beta$ -D-glucose (**240**), was yielded from *C. quadrangulare* [29, 65]. Ellagic acid derivatives were also identified from *Combretum* species. These include, ellagic acid (**241**), 4-( $\alpha$ -rhamnopyranosyl)ellagic acid (**242**) and 4-(4''-*O*-acetyl- $\alpha$ -rhamnopyranosyl)ellagic acid (**243**) from the branches of Chinese *C. yannanense*; 3,3',4'-tri-*O*-methylflavellagic acid (**244**), 3,3'-di-*O*-methylflavellagic acid (**245**) and 3,4,3'-tri-*O*-methylflavellagic acid-4'- $\beta$ -D-glucoside (**246**) from the leaves of *C. kraussii* and 2,3-(*S*)-hexahydroxydiphenyl-D-glucose (**247**) punicalin (**248**), punicalagin (**249**) and combreglutinin (**250**) from the leaves and stem barks of *C. glutinosum* [65-68].

Four steroids were found from *Combretum* species. These steroids are,  $\beta$ -sitosterol (**251**) and  $\beta$ -sitosterol glucoside (**252**) from *C. quadrangulare* [26, 29]; 24-ethylcholesta-7,22,25-triene-3-*O*- $\beta$ -D-glucopyranoside (**253**) from *C. padoides* [38] and D-glucopyranoside-3 $\beta$ -stigmast-5-en-3-yl (**254**) from *C. leprosum* [40].

In addition, 5-methoxy(-)-isolariciresinol (**255**) and 5-methoxy-9 $\beta$ -xylopyranosyl(-)-isolariciresinol (**256**) were isolated and identified from *C. quadrangulare* [29]; 1 $\alpha$ ,2 $\beta$ -di-(2,6-dimethoxy-4-hydroxybenzoyl)-(3 $\alpha$ ,4 $\beta$ )-diphenylcyclobutane (**257**) and 1 $\alpha$ -(2-methoxy-4,6-dihydroxy-benzoyl)-2 $\beta$ -(2,6-dimethoxy-4-hydroxybenzoyl)-(3 $\alpha$ ,4 $\beta$ )-diphenylcyclobutane from (**258**) *C. albopunctatum* [69]; 1,2-di-*O*- $\alpha$ -linolenoyl-3-*O*- $\beta$ -D-galactopyranosyl-*sn*-glycerol (**259**) and 1,2-di-*O*- $\alpha$ -linolenoyl-3-*O*-[ $\alpha$ -D-galactopyranosyl-(1 6)-*O*- $\beta$ -D-galactopyranosyl]-*sn*-glycerol (**260**) from *C. bracteatum* [32] and lastly scopoletin (**261**) from *C. yannanense* [54].

### CONCLUSION

In different parts of Asia and Africa, *Combretum* species are widely used in folk medicine for the treatment of hepatitis, malaria, respiratory infections, and cancer. Phytochemi-

cal investigations on 31 species of this genus led to the isolation of 261 components including 135 triterpenoids, 51 flavonoids, 14 diarylpropanes, 23 phenanthenes and derivatives, 14 stilbenoids and derivatives etc. On the basis of the above investigation, it is evident that *C. quadrangulare* is the most investigated specie and triterpenoids being the major constituents of the genus. Future studies should be directed on phytochemical investigation of those species with limited scientific literature.

### CONFLICT OF INTEREST

The author(s) confirm that this article content has no conflicts of interest.

### ACKNOWLEDGEMENT

Authors are thankful for the University of Karachi for the reception of several articles.

### REFERENCES

- [1] Hutching, A.; Scott, A.H.; Lewis, G.; Cunningham, A.B. Zulu Medicinal Plants-An Inventory; *University of Natal Press*, Pietermaritzburg, South Africa, **1996**, pp. 27-41.
- [2] Eloff, J.N.; Katerere, D.R.; McGaw, L.J. The biological activity and chemistry of the southern African Combretaceae. *Journal of Ethnopharmacol.*, **2008**, *119*, 686-699.
- [3] Wickens, G.E. Flora of Tropical East Africa. Combretaceae. East African community, **1973**, p. 99.
- [4] Watt, J.M.; Breyer-Brandwijk, M. G. The Medicinal and Poisonous Plants of Southern and Eastern Africa. E. and S. Livingstone Ltd, London, **1962**, p. 194.
- [5] Van-Wyk, B.; Van-Wyk, P. Field Guide to trees of Southern Africa; *Struik Publishers*, Cape Town, **1997**, 536.
- [6] Rogers, C.B.; Verotta, L. Chemistry and biological properties of the African Combretaceae. In: Hostettman K, Chinyanganga F, Maillard M, Wolfender, J-L., (Eds.). Chemistry, biological and pharmacological properties of African medicinal plants. Zimbabwe, Harare: University of Zimbabwe Publications, **1996**, pp. 231-234.
- [7] De Morais Lima, G.R.; Praxedes de Sales, I.R.; Dutra Caldas Filho, M.R.; Taveira de Jesus, N.Z.; De Sousa Falcão, H.; Barbosa-Filho, J.M.; Silveira Cabral, A.G.; Lopes Souto, A.; Tavares, J.F.; Batista, L.M. Bioactivities of the Genus *Combretum* (Combretaceae): A Review. *Molecules*, **2012**, *17*, 9142-9206.
- [8] Masoko, P.; Picard, J.; Eloff, J.N. The antifungal activity of twenty-four Southern African *Combretum* species (Combretaceae). *South Afr. J. Bot.*, **2007**, *73*, 173-183.
- [9] Ferrea, G.; Canessa, A.; Sampietro, F.; Cruciani, M.; Romussi, G.; Bassetti, D. *In vitro* activity of a *Combretum micranthum* extract against Herpes simplex virus types 1 and 2. *Antiviral Res.*, **1993**, *21*, 317-325.
- [10] Benoit, F.; Valentin, A.; Pelissier, Y.; Diafouka, F.; Marion, C.; Kone-Bamba, D.; Kone, M.; Mallie, M.; Yapo, A.; Bastide, J.M. *In vitro* antimalarial activity of vegetal extracts used in west african traditional medicine. *Am. J. Trop. Med. Hyg.*, **1996**, *54*, 67-71.
- [11] Chika, A.; Bello, S.O. Antihyperglycaemic activity of aqueous leaf extract of *Combretum micranthum* (Combretaceae) in normal and alloxan-induced diabetic rats. *J. Ethnopharmacol.*, **2010**, *129*(1), 34-37.
- [12] Ares, K.; Mazumder, A.; Bucar, F. Antibacterial and antifungal activities of extracts of *Combretum molle*. *Ethiop. Med. J.*, **2006**, *44*(3), 269-277.
- [13] Simon, M.K.; Ajanusi, O.J.; Abubakar, M.S.; Idris, A.L.; Suleiman, M.M. The anthelmintic effect of aqueous methanol extract of *Combretum molle* (R. Br. x. G. Don) (Combretaceae) in lambs experimentally infected with *Haemonchus contortus*. *Veterinary Parasitol*, **2012**, *187*(1-2), 280-284.
- [14] Yeo, D.; N'Guessan, J.D.; Sea, T.; Coulibaly, Y.A.; Djaman, A.J.; Tako, N.A.; Yavo, J.C.; Guede-Guina, F. Evaluation de l'activité antiasthmatique et antitussive de *Combretum molle*, plante médi-

- nale de la pharmacopée ivoirienne. *Phytothérapie*, 2008, 6(6), 348-351.
- [15] Martini, N.; Eloff, J.N. The preliminary isolation of several antibacterial compounds from *Combretum erythrophyllum* (Combretaceae). *J. Ethnopharmacol.*, **1998**, 62, 255-263.
- [16] Eloff, J.N. It is possible to use herbarium specimens to screen for antibacterial components in some plants. *J. Ethnopharmacol.*, **1999**, 67, 355-360.
- [17] Bahar, A.; Tawfeq, A.A.H.; Passreiter, C.M.; Jaber, S.M. Combretene A and B, Two new triterpenes from *Combretum molle*. *Pharm. Biol.*, **2004**, 42 (2), 109-113.
- [18] Kemvoufo, P.B.; Barboni, L.; Teponno, R.B.; Mbiantcha, M.; Nguelefack, T.B.; Hee-Juhn, P.; Kyung-Tae, L.; Tapondjou, L.A. Polyhydroxycycloartane-type triterpenoids from *Combretum molle* and their anti-inflammatory activity. *Phytochem. Lett.*, **2008**, 1(4), 183-187.
- [19] Jossang, A.; Seuleiman, M.; Maidou, E.; Bodo, B. Pentacyclic triterpenes from *Combretum nigricans*. *Phytochemistry*, **1996**, 41(2), 591-594.
- [20] Asres, K.; Bucar, F.; Knauder, E.; Yardley, V.; Kendrick, H.; Croft, S.L. *In vitro* antiprotozoal activity of extract and compounds from the stem bark of *Combretum molle*. *Phytother. Res.*, **2001**, 15(7), 613-617.
- [21] Pegel, K.H.; Rogers, C.B. The characterisation of mollic acid 3 $\beta$ -D-xyloside and its genuine aglycone mollic acid, two novel 1 $\alpha$ -hydroxycycloartanoids from *Combretum molle*. *J. Chem. Soc., Perkin Trans.*, **1985**, 1, 1711-1715.
- [22] Rogers, C.B., Coombes, P.H. Mollic acid and its glycosides in the trichome secretions of *Combretum petrophilum*. *Biochem. Syst. Ecol.*, **2001**, 29(3), 329-330.
- [23] Rogers, C.B. Isolation of the 1 $\alpha$ -hydroxycycloartanoid, mollic acid  $\alpha$ -l-arabinoside from *Combretum edwardsii* leaves. *Phytochemistry*, **1989**, 28(1), 279-280.
- [24] Ganzera, M.; Ellmerer-Müller, E.P.; Stuppner, H. Cycloartane triterpenes from *Combretum quadrangulare*. *Phytochemistry*, **1998**, 49(3), 835-838.
- [25] Banskota, A.H.; Tezuka, Y.; Tran, K.Q.; Tanaka, K.; Saiki, I.; Kadota, S. Thirteen novel cycloartane-type triterpenes from *Combretum quadrangulare*. *J. Nat. Prod.*, **2000**, 63(1), 57-64.
- [26] Banskota, A.H.; Tezuka, Y.; Tran, K.Q.; Tanaka, K.; Saiki, I.; Kadota, S. Methyl quadrangularates A-D and related triterpenes from *Combretum quadrangulare*. *Chem. Pharm. Bull.*, **2000**, 48(4), 496-504.
- [27] Osborne, R.; Pegel, K.H. Jessic acid and related acid triterpenoids from *Combretum elaeagnoides*. *Phytochemistry*, **1984**, 23, 635-637.
- [28] Adnyana, I.K.; Tezuka, Y.; Banskota, A.H.; Tran, K.Q.; Kadota, S. Three new triterpenes from the seeds of *Combretum quadrangulare* and their hepatoprotective activity. *J. Nat. Prod.*, **2001**, 64(3), 360-363.
- [29] Adnyana, I.K.; Tezuka, Y.; Banskota, A.H.; Xiong, Q.; Tran, K.Q.; Kadota, S. Quadransides I-V, new triterpene glucosides from the seeds of *Combretum quadrangulare*. *J. Nat. Prod.*, **2000**, 63(4), 496-500.
- [30] Masoko, P.; Mdee, L.K.; Mampuru, L.J.; Eloff, J.N. Biological activity of two related triterpenes isolated from *Combretum nelsonii* (Combretaceae) leaves. *Nat. Prod. Res.*, **2008**, 22(12), 1074-1084.
- [31] Adnyana, I.K.; Tezuka, Y.; Awale, S.; Banskota, A.H.; Tran, K.Q.; Kadota, S. Quadransides VI-XI, six new triterpene glucosides from the seeds of *Combretum quadrangulare*. *Chem. Pharm. Bull.*, **2000**, 48(8), 1114-1120.
- [32] Ntchatcho, G.; Verotta, L.; Finzi, P.V.; Zanoni, G.; Vidari, G. A new beta-D-glucopyranosyl 2-oxo-urs-12-en-28-oate from the Cameroonian plant *Combretum bracteatum*. *Nat. Prod. Commun.*, **2009**, 4(12), 1631-1636.
- [33] Bisoli, E.; Garcez, W.S.; Hamerski, L.; Tieppo, C.; Garcez, F.R. Bioactive pentacyclic triterpenes from the stems of *Combretum laxum*. *Molecules*, **2008**, 13(11), 2717-2728.
- [34] Welch, C.R. Chemistry and pharmacology of kinkéliba (*Combretum micranthum*), a West African medicinal plant; PhD Thesis, The State University of New Jersey, **2010**, pp. 10-62.
- [35] Rogers, C.B.; Subramony, G. The structure of imberbic acid, A 1 $\alpha$ -hydroxy pentacyclic triterpenoid from *Combretum imberbe*. *Phytochemistry*, **1988**, 27(2), 531-533.
- [36] Angeh, J.E.; Huang, X.; Sattler, I.; Swan, G.E.; Dahse, H.; Härtl, A.; Eloff, J.N. Antimicrobial and anti-inflammatory activity of four known and one new triterpenoid from *Combretum imberbe* (Combretaceae). *J. Ethnopharmacol.*, **2007**, 110(1), 56-60.
- [37] Katerere, D.R.; Gray, A.I.; Nash, R.J.; Waigh, R.D. Antimicrobial activity of pentacyclic triterpenes isolated from African Combretaceae. *Phytochemistry*, **2003**, 63, 81-88.
- [38] Angeh, J.E.; Huang, X.; Swan, G.E.; Ute, M.; Sattler, I.; Eloff, J.N. Novel antibacterial triterpenoid from *Combretum padoides* (Combretaceae). *Arkivoc*, **2007**, 9, 113-120.
- [39] Facundo, V.A.; Andrade, C.H.S.; Edilberto, R.S.; Braz-Filho, R.; Hufford, C.D. Triterpenes and flavonoids from *Combretum leprosum*. *Phytochemistry*, **1993**, 32(2), 411-415.
- [40] Facundo, V.A.; Katiuscia, A.R.; Moreira, L.S.; Sancho, J.L.; Teixeira, M.; Guerino, S.R.; Braz-Filho, R.; Edilberto, R.S. Two new cycloartanes from *Combretum leprosum* Mart. (Combretaceae). *Rev. Latinoamer. Quim.*, **2008**, 36(3), 76-82.
- [41] Litaudon, M.; Jolly, C.; Le Callonec, C.; Cuong, D.D.; Retailleau, P.; Nosjean, O.; Nguyen, V.H.; Pfeiffer, B.; Boutin, J.A.; Guéritte, F. Cytotoxic pentacyclic triterpenoids from *Combretum sundaicum* and *Lantana camara* as inhibitors of Bcl-xL/BakBH3 domain peptide interaction. *J. Nat. Prod.*, **2009**, 72(7), 1314-1320.
- [42] Wu, X.P.; Han, C.R.; Chen, G.Y.; Yuan, Y.; Xie, J.Y. Cytotoxic pentacyclic triterpenoids from *Combretum oliviforme*. *Nat. Prod. Commun.*, **2010**, 5(7), 1027-1030.
- [43] Simon, G.; Dewelle, J.; Nacoulma, O.; Guissou, P.; Kiss, R.; Daloze, D.; Braekman, J.C. Cytotoxic pentacyclic triterpenes from *Combretum nigricans*. *Fitoterapia*, **2003**, 74(4), 339-344.
- [44] Runyoro, D.K.B.; Srivastava, S.K.; Darokar, M.P.; Olipa, N.D.; Cosam, C. J.; Mecky, I.N.M. Anticandidiasis agents from a Tanzanian plant, *Combretum zeyheri*. *Med. Chem. Res.*, **2013**, 22(3), 1258-1262.
- [45] Toume, K.; Nakazawa, T.; Ohtsuki, T.; Arai, M.A.; Koyano, T.; Kowithayakom, T.; Ishibashi, M. Cycloartane triterpenes isolated from *Combretum quadrangulare* in a Screening Program for Death-Receptor expression enhancing activity. *J. Nat. Prod.*, **2011**, 74(2), 249-255.
- [46] Aroke, A.S. Biological activities of extracts and isolated compounds from *Bauhinia galpinii* (Fabaceae) and *Combretum vendae* (Combretaceae) as potential anti-diarrhoeal agents. PhD Thesis, Department of paraclinical sciences, Faculty of veterinary, University of Pretoria, South Africa, **2012**, pp. 129-131.
- [47] Rogers, C.B. Cycloartanoid dienone acids and lactones from *Combretum erythrophyllum*. *Phytochemistry*, **1998**, 49(7), 2069-2076.
- [48] Rasheduzzaman, C.; Norin, I. A hydroxylated mansumbinen-28-oic acid from *Combretum coccineum*. *Biochem. Syst. Ecol.*, **2004**, 32(4), 443-445.
- [49] Rogers, C.B. Acidic dammarane arabinofuranosides from *Combretum rotundifolium*. *Phytochemistry*, **1995**, 40(3), 833-836.
- [50] Martini, N.D.; Katerere, D.R.P.; Eloff, J.N. Biological activity of five antibacterial flavonoids from *Combretum erythrophyllum* (Combretaceae). *J. Ethnopharmacol.*, **2004**, 93(2-3), 207-212.
- [51] Aderogba, M.A.; Kgate, D.T.; McGaw, L.J.; Eloff, J.N. Isolation of antioxidant constituents from *Combretum apiculatum* subsp. *Apiculatum*. *S. Afr. J. Botany*, **2012**, 79, 125-131.
- [52] Araujo, L.C.J.; da Silva, V.C.; Dall'Oglio, E.L.; Teixeira de Sousa, Jr. P. Flavonoids from *Combretum lanceolatum* Pohl. *Biochem. Syst. Ecol.*, **2013**, 49, 37-38.
- [53] Wu, M.M.; Wang, L.Q.; Hua, Y.; Chen, Y.G.; Wang, Y.Y.; Li, X.Y.; Li, Y.; Li, T.; Yang, X.Y.; Tang, Z.R. New chalcone and dimeric chalcones with 1,4-p-benzoquinone residue from *Combretum yunnanense*. *Planta Med.*, **2011**, 77(5), 481-484.
- [54] Wang, L.Q.; Wu, M.M.; Liu, J.P.; Li, Y.; Hua, Y.; Wang, Y.Y.; Li, X.Y.; Chen, Y.G.; Wang, J.H. Five new diarylpropan-1-ols from *Combretum yunnanense*. *Planta Med.*, **2011**, 77(16), 1841-1844.
- [55] Moosophon, P.; Kanokmedhakul, S.; Kanokmedhakul, K. Diarylpropanes and an arylpropyl quinone from *Combretum griffithii*. *J. Nat. Prod.*, **2011**, 74(10), 2216-2218.
- [56] Kovács, A.; Vasas, A.; Hohmann, J. Natural phenanthrenes and their biological activity. *Phytochemistry*, **2008**, 69 (5), 1084-1110.
- [57] Letcher, R.M. and Nhamo, L.R.M.; Chemical constituents of the combretaceae. Part IV. Phenanthrene derivatives from the heartwood of *Combretum hereroense*. *J. Chem. Soc., Perkin Trans. 1*, **1973**, 1179-1181.
- [58] Pettit, G.R.; Singh, S.B.; Niven, M.L.; Hamel, E.; Schmidt, J.M. Isolation, structure, and synthesis of combretastatins A-1 and B-1,

- potent new inhibitors of microtubule assembly, derived from *Combretum caffrum*. *J. Nat. Prod.*, **1987**, 50(1), 119-131.
- [59] Schwikkard, S.; Bing-Nan, Z.; Glass, T.E.; Sharp, J.L.; Mattern, M.R.; Randall, K.J.; Kingston, D.G.; Bioactive compounds from *Combretum erythrophyllum*. *J. Nat. Prod.*, **2000**, 63, 457-560.
- [60] Pettit, G.R.; Singh, S.B.; Schmidt, J.M.; Niven, M.L.; Hamel, E.; Lin, C.M. Isolation, structure, synthesis, and antimetabolic properties of combretastatins B-3 and B-4 from *Combretum caffrum*. *J. Nat. Prod.*, **1988**, 51(3), 517-527.
- [61] Eloff, J.N.; Famakin, J.O.; Katerere, D.R.P. Isolation of antibacterial stilbene from *Combretum Woodii* (Combretaceae) leaves. *Afr. J. Biotechnol.*, **2005**, 4(10), 1167-1171.
- [62] Letcher, R.M.; Nhamo, L.R.M.; Gumiro, I.T. Chemical constituents of the Combretaceae. Part II. Substituted phenanthrenes and 9,10-dihydrophenanthrenes and a substituted bibenzyl from the heartwood of *Combretum molle*. *J. Chem. Soc., Perkin Trans. 1*, **1972**, 206-210.
- [63] Letcher, R.M. and Nhamo, L.R.M. Chemical constituents of the combretaceae. Part III. Substituted phenanthrenes, 9,10-dihydrophenanthrenes, and bibenzyls from the heartwood of *Combretum psidioides*. *J. Chem. Soc., Perkin Trans. 1*, **1972**, 2941-2946.
- [64] Malan, E.E.; Swinny, E. Substituted bibenzyls, phenanthrenes and 9,10-dihydrophenanthrenes from the heartwood of *Combretum apiculatum*. *Phytochemistry*, **1993**, 34(4), 1139-1142.
- [65] Adnyana, I.K.; Tezuka, Y.; Awale, S.; Banskota, A.H.; Tran, K.Q.; Kadota, S. 1-O-galloyl-6-O-(4-hydroxy-3,5-dimethoxy)benzoyl-beta-D-glucose, a new hepatoprotective constituent from *Combretum quadrangulare*. *Planta Med.*, **2001**, 67(4), 370-371.
- [66] Asami, Y.; Ogura, T.; Otake, N.; Nishimura, T.; Xinsheng, Y.; Sakurai, T.; Nagasawa, H.; Sakuda, S.; Tatsuta, K. Isolation and synthesis of a new bioactive ellagic acid derivative from *Combretum yunnanensis*. *J. Nat. Prod.*, **2003**, 66(5), 729-31.
- [67] Brookes, K.B.; Doudoukina, O.V.; Katsoulis, L.C.; Veale, D.J.H. Uterotonic constituents from *Combretum kraussii*. *S. Afr. J. Chem.*, **1999**, 52, 127-132.
- [68] Jossang, A.; Pousset, J.L.; Bodo, B. Combreglutinin, a Hydrolyzable Tannin from *Combretum glutinosum*. *J. Nat. Prod.*, **1994**, 57(6), 732-737.
- [69] Katerere, D.R.; Gray, A.I.; Kennedy, A.R.; Nash, R.J.; Waigh, R.D. Cyclobutanes from *Combretum albopunctatum*. *Phytochemistry*, **2004**, 65(4), 433-438.

---

Received: October 07, 2013

Revised: November 13, 2013

Accepted: November 13, 2013

© Dawe *et al.*; Licensee Bentham Open.

This is an open access article licensed under the terms of the Creative Commons Attribution Non-Commercial License (<http://creativecommons.org/licenses/by-nc/3.0/>) which permits unrestricted, non-commercial use, distribution and reproduction in any medium, provided the work is properly cited.